

TOTAL ENERG.SE STOCK TRACKING FUTURE (1TOT) - EUX/202501

2024/05/02 18:38:06	
Price	68.9601 EUR
Difference	 -2.55% (-1.80)
General attributes	
Symbol	1TOTF25
Exchange	Eurex
Currency	EUR
Security type	Future
Underlying	TOTALENERGIES SE
Maturity	01-2025
Contract size	100
Market data	
Bid (Bid size)	- EUR (-)
Ask (Ask size)	- EUR (-)
Open	68.9601 EUR
High	68.9601 EUR
Low	68.9601 EUR
Close (prev. day)	70.7621 EUR
Underlying	TOTALENERGIES SE
Underlying price (date)	66.85 (24/05/02)
Settlement price (date)	68.96 (24/05/02)
Open Interest	0

Performance and Risk			
	6m	1y	3y
Perf (%)	-	-	-
Perf (abs.)	-	-	-
Beta	-	-	-
Volatility	-	-	-










Futures and Options	
Related Futures	-
Related Options	-



Information about previous performance does not guarantee future performance.
Source: FactSet

Price data	
Ø price 5 days Ø volume 5 days (pcs.)	70.6318 EUR (0)
Ø price 30 days Ø volume 30 days (pcs.)	68.8308 EUR (0)
Ø price 100 days Ø volume 100 days (pcs.)	- EUR (-)
Ø price 250 days Ø volume 250 days (pcs.)	- EUR (-)
YTD High date	71.7207 EUR (2024/04/26)
YTD Low date	60.2381 EUR (2024/01/22)
52 Weeks High date	- EUR (-)
52 Weeks Low date	- EUR (-)

Recent Research

<input type="radio"/> on underlying <input type="radio"/> on sector <input type="radio"/> on market			
Date		Headline	Download
2024/04/26		Global Equity Ratings	
2024/04/26		Aktienempfehlungen Global	
2024/04/03		Global Equity Ratings	
2024/04/03		Aktienempfehlungen Global	
2024/03/13		Global Equity Ratings	