

# BANCO SANTANDER S.A. FUTURE (SANH) - EUX/202501

2024/07/26 18:35:49

**Price**  
**4.5328** EUR  
 Difference  -0.55% (-0.03)

**General attributes**

|               |                    |
|---------------|--------------------|
| Symbol        | SANHF25            |
| Exchange      | Eurex              |
| Currency      | EUR                |
| Security type | Future             |
| Underlying    | BANCO SANTANDER SA |
| Maturity      | 01-2025            |
| Contract size | 100                |

**Market data**

|                         |                    |
|-------------------------|--------------------|
| Bid (Bid size)          | - EUR (-)          |
| Ask (Ask size)          | - EUR (-)          |
| Open                    | 4.5328 EUR         |
| High                    | 4.5328 EUR         |
| Low                     | 4.5328 EUR         |
| Close (prev. day)       | 4.5578 EUR         |
| Underlying              | BANCO SANTANDER SA |
| Underlying price (date) | 4.53 (24/07/26)    |
| Settlement price (date) | 4.53 (24/07/26)    |
| Open Interest           | 0                  |

**Performance and Risk**

|             | 6m      | 1y | 3y |
|-------------|---------|----|----|
| Perf (%)    | +24.97% | -  | -  |
| Perf (abs.) | +0.91   | -  | -  |
| Beta        | -       | -  | -  |
| Volatility  | 25.37   | -  | -  |

**Futures and Options**

|                 |   |
|-----------------|---|
| Related Futures | - |
| Related Options | - |

5y













Information about previous performance does not guarantee future performance.  
 Source: FactSet

**Price data**

|   |                         |
|---|-------------------------|
| Ø price 5 days   Ø volume 5 days (pcs.)     | 4.5819 EUR (0)          |
| Ø price 30 days   Ø volume 30 days (pcs.)   | 4.4632 EUR (0)          |
| Ø price 100 days   Ø volume 100 days (pcs.) | 4.5286 EUR (0)          |
| Ø price 250 days   Ø volume 250 days (pcs.) | - EUR (-)               |
| YTD High   date                             | 4.9197 EUR (2024/05/20) |
| YTD Low   date                              | 3.5443 EUR (2024/01/29) |
| 52 Weeks High   date                        | - EUR (-)               |
| 52 Weeks Low   date                         | - EUR (-)               |

**Recent Research**

| on underlying |   | on sector                 |  | on market   |  |
|---------------|---|---------------------------|--|---|--|
| Date          |   | Headline                  |  | Download  |  |
| 2024/07/24    |  | Global Equity Ratings     |  |  |  |
| 2024/07/24    |  | Aktienempfehlungen Global |  |  |  |
| 2024/07/15    |  | Aktienempfehlungen Global |  |  |  |
| 2024/07/12    |  | Global Equity Ratings     |  |  |  |
| 2024/06/21    |  | Global Equity Ratings     |  |  |  |