

(THSB) - EUX/202512

2024/07/16 19:01:40

Price
708.6506 GBP

Difference  0.01% (0.10)

General attributes

Symbol	THSBZ25
Exchange	Eurex
Currency	GBP
Security type	Future
Underlying	HSBC HOLDINGS PLC
Maturity	12-2025
Contract size	100

Market data

Bid (Bid size)	- GBP (-)
Ask (Ask size)	- GBP (-)
Open	708.6506 GBP
High	708.6506 GBP
Low	708.6506 GBP
Close (prev. day)	708.5493 GBP
Underlying	HSBC HOLDINGS PLC
Underlying price (date)	664.00 (24/07/16)
Settlement price (date)	708.65 (24/07/16)
Open Interest	0

Performance and Risk

	6m	1y	3y
Perf (%)	+16.15%	-	-
Perf (abs.)	+98.54	-	-
Beta	-	-	-
Volatility	21.22	-	-

Futures and Options

Related Futures	-
Related Options	-

5y












Information about previous performance does not guarantee future performance.
Source: FactSet

Price data

Ø price 5 days Ø volume 5 days (pcs.)	713.8910 GBP (0)
Ø price 30 days Ø volume 30 days (pcs.)	730.1472 GBP (0)
Ø price 100 days Ø volume 100 days (pcs.)	696.6313 GBP (0)
Ø price 250 days Ø volume 250 days (pcs.)	- GBP (-)
YTD High date	757.9371 GBP (2024/05/14)
YTD Low date	600.4923 GBP (2024/02/21)
52 Weeks High date	- GBP (-)
52 Weeks Low date	- GBP (-)

Recent Research

on underlying		on sector	
Date	Headline	Download	
2024/07/15	 Aktienempfehlungen Global		
2024/07/12	 Global Equity Ratings		
2024/06/21	 Global Equity Ratings		
2024/06/21	 Aktienempfehlungen Global		
2024/06/14	 Global Equity Ratings	