

SIEMENS AG FUTURE (SIEH) - EUX/202501

2024/07/26 18:35:52

Price
173.1087 EURDifference  0.58% (1.00)

General attributes

Symbol	SIEHF25
Exchange	Eurex
Currency	EUR
Security type	Future
Underlying	SIEMENS AG
Maturity	01-2025
Contract size	100

Market data

Bid (Bid size)	- EUR (-)
Ask (Ask size)	- EUR (-)
Open	173.1087 EUR
High	173.1087 EUR
Low	173.1087 EUR
Close (prev. day)	172.108 EUR
Underlying	SIEMENS AG
Underlying price (date)	169.82 (24/07/26)
Settlement price (date)	173.11 (24/07/26)
Open Interest	0

Performance and Risk

	6m	1y	3y
Perf (%)	+1.94%	-	-
Perf (abs.)	+3.30	-	-
Beta	-	-	-
Volatility	24.91	-	-

Futures and Options

Related Futures	-
Related Options	-

5y












Information about previous performance does not guarantee future performance.
Source: FactSet

Price data

Ø price 5 days Ø volume 5 days (pcs.)	174.7492 EUR (0)
Ø price 30 days Ø volume 30 days (pcs.)	177.4656 EUR (0)
Ø price 100 days Ø volume 100 days (pcs.)	180.6130 EUR (0)
Ø price 250 days Ø volume 250 days (pcs.)	- EUR (-)
YTD High date	193.3583 EUR (2024/05/10)
YTD Low date	160.7303 EUR (2024/01/17)
52 Weeks High date	- EUR (-)
52 Weeks Low date	- EUR (-)

Recent Research

on underlying	on sector	on market		
Date		Headline		Download
2024/07/24		Global Equity Ratings		
2024/07/24		Aktienempfehlungen Global		
2024/07/15		Aktienempfehlungen Global		
2024/07/12		Global Equity Ratings		
2024/06/21		Global Equity Ratings		