

## SIEMENS AG FUTURE (SIEH) - EUX/202501

2024/05/28 18:39:32

Price  
**181.5451** EURDifference  -0.96% (-1.76)

## General attributes

Symbol	SIEHF25
Exchange	Eurex
Currency	EUR
Security type	Future
Underlying	SIEMENS AG
Maturity	01-2025
Contract size	100

## Market data

Bid (Bid size)	- EUR (-)
Ask (Ask size)	- EUR (-)
Open	181.5451 EUR
High	181.5451 EUR
Low	181.5451 EUR
Close (prev. day)	183.3036 EUR
Underlying	SIEMENS AG
Underlying price (date)	175.74 (24/05/29)
Settlement price (date)	181.55 (24/05/28)
Open Interest	0

## Performance and Risk

	6m	1y	3y
Perf (%)	-	-	-
Perf (abs.)	-	-	-
Beta	-	-	-
Volatility	-	-	-

## Futures and Options

Related Futures	-
Related Options	-

5y












Information about previous performance does not guarantee future performance.  
Source: FactSet

## Price data

Ø price 5 days   Ø volume 5 days (pcs.)	181.2406 EUR (0)
Ø price 30 days   Ø volume 30 days (pcs.)	182.3902 EUR (0)
Ø price 100 days   Ø volume 100 days (pcs.)	177.7332 EUR (0)
Ø price 250 days   Ø volume 250 days (pcs.)	- EUR (-)
YTD High   date	193.3583 EUR (2024/05/10)
YTD Low   date	160.7303 EUR (2024/01/17)
52 Weeks High   date	- EUR (-)
52 Weeks Low   date	- EUR (-)

## Recent Research

on underlying   on sector   on market			
Date		Headline	Download
2024/05/29		Global Equity Ratings	
2024/05/29		Aktienempfehlungen Global	
2024/04/26		Global Equity Ratings	
2024/04/26		Aktienempfehlungen Global	
2024/04/03		Global Equity Ratings	