

SIKA AG FUTURE (SIKH) - EUX/202501

2024/10/18 19:07:33

Price
255.6416 CHFDifference  0.15% (0.38)

General attributes

| | |
|---------------|---------|
| Symbol | SIKHF25 |
| Exchange | Eurex |
| Currency | CHF |
| Security type | Future |
| Underlying | SIKA AG |
| Maturity | 01-2025 |
| Contract size | 100 |

Market data

| | |
|-------------------------|-------------------|
| Bid (Bid size) | - CHF (-) |
| Ask (Ask size) | - CHF (-) |
| Open | 255.6416 CHF |
| High | 255.6416 CHF |
| Low | 255.6416 CHF |
| Close (prev. day) | 255.2632 CHF |
| Underlying | SIKA AG |
| Underlying price (date) | 255.00 (24/10/18) |
| Settlement price (date) | 255.64 (24/10/18) |
| Open Interest | 0 |

Performance and Risk

| | 6m | 1y | 3y |
|-------------|--------|----|----|
| Perf (%) | -3.05% | - | - |
| Perf (abs.) | -8.05 | - | - |
| Beta | - | - | - |
| Volatility | 21.92 | - | - |

Futures and Options

| | |
|-----------------|---|
| Related Futures | - |
| Related Options | - |













Information about previous performance does not guarantee future performance.
Source: FactSet

Price data

| | |
|---|---------------------------|
| Ø price 5 days Ø volume 5 days (pcs.) | 256.3405 CHF (0) |
| Ø price 30 days Ø volume 30 days (pcs.) | 267.3075 CHF (0) |
| Ø price 100 days Ø volume 100 days (pcs.) | 263.8773 CHF (0) |
| Ø price 250 days Ø volume 250 days (pcs.) | - CHF (-) |
| YTD High date | 287.3179 CHF (2024/05/27) |
| YTD Low date | 232.5231 CHF (2024/01/22) |
| 52 Weeks High date | - CHF (-) |
| 52 Weeks Low date | - CHF (-) |

Recent Research

| on underlying | on sector | on market | |
|---------------|---|---------------------------|---|
| Date | | Headline | Download |
| 2022/12/19 |  | Global Equity Ratings |  |
| 2022/12/19 |  | Aktienempfehlungen Global |  |
| 2022/11/28 |  | Global Equity Ratings |  |
| 2022/11/28 |  | Aktienempfehlungen Global |  |
| 2022/11/18 |  | Global Equity Ratings |  |