

# UBER TECHNOLOGIES INC. FUTURE (UBRF) - EUX/202501

2024/10/18 19:07:37

**Price**  
**80.0338** USD

**Difference**  **-1.34% (-1.09)**

**General attributes**

Symbol: UBRFF25  
 Exchange: Eurex  
 Currency: USD  
 Security type: Future  
 Underlying: UBER TECHNOLOGIES INC.  
 Maturity: 01-2025  
 Contract size: 100

**Market data**

Bid (Bid size): - USD (-)  
 Ask (Ask size): - USD (-)  
 Open: 80.0338 USD  
 High: 80.0338 USD  
 Low: 80.0338 USD  
 Close (prev. day): 81.1232 USD  
 Underlying: UBER TECHNOLOGIES INC.  
 Underlying price (date): 79.16 (24/10/18)  
 Settlement price (date): 80.03 (24/10/18)  
 Open Interest: 0

**Performance and Risk**

|             | 6m     | 1y | 3y |
|-------------|--------|----|----|
| Perf (%)    | +6.00% | -  | -  |
| Perf (abs.) | +4.53  | -  | -  |
| Beta        | -      | -  | -  |
| Volatility  | 42.37  | -  | -  |

**Futures and Options**

Related Futures: -  
 Related Options: -













Information about previous performance does not guarantee future performance.  
 Source: FactSet

**Price data**

|   |                          |
|---|--------------------------|
| Ø price 5 days   Ø volume 5 days (pcs.)     | 83.1101 USD (0)          |
| Ø price 30 days   Ø volume 30 days (pcs.)   | 76.7419 USD (0)          |
| Ø price 100 days   Ø volume 100 days (pcs.) | 72.9398 USD (0)          |
| Ø price 250 days   Ø volume 250 days (pcs.) | - USD (-)                |
| YTD High   date                             | 86.6206 USD (2024/10/11) |
| YTD Low   date                              | 59.0538 USD (2024/08/05) |
| 52 Weeks High   date                        | - USD (-)                |
| 52 Weeks Low   date                         | - USD (-)                |

**Recent Research**

| on underlying |   |                           |  | on sector   |  |  |  | on market |  |  |  |
|---------------|---|---------------------------|--|---|--|--|--|-----------|--|--|--|
| Date          |   | Headline                  |  | Download  |  |  |  |           |  |  |  |
| 2024/09/27    |  | Global Equity Ratings     |  |  |  |  |  |           |  |  |  |
| 2024/09/27    |  | Aktienempfehlungen Global |  |  |  |  |  |           |  |  |  |
| 2024/09/11    |  | Global Equity Ratings     |  |  |  |  |  |           |  |  |  |
| 2024/09/11    |  | Aktienempfehlungen Global |  |  |  |  |  |           |  |  |  |
| 2024/09/05    |  | Global Equity Ratings     |  |  |  |  |  |           |  |  |  |