

E.ON SE FUTURE (EOAI) - EUX/202501

2024/10/18 19:07:09

Price
13.1394 EUR

Difference  -0.43% (-0.06)

General attributes

Symbol	EOAIF25
Exchange	Eurex
Currency	EUR
Security type	Future
Underlying	E.ON SE
Maturity	01-2025
Contract size	100

Market data

Bid (Bid size)	- EUR (-)
Ask (Ask size)	- EUR (-)
Open	13.1394 EUR
High	13.1394 EUR
Low	13.1394 EUR
Close (prev. day)	13.1965 EUR
Underlying	E.ON SE
Underlying price (date)	13.025 (24/10/18)
Settlement price (date)	13.14 (24/10/18)
Open Interest	0

Performance and Risk

	6m	1y	3y
Perf (%)	+7.81%	-	-
Perf (abs.)	+0.95	-	-
Beta	-	-	-
Volatility	17.33	-	-

Futures and Options

Related Futures	-
Related Options	-












Information about previous performance does not guarantee future performance.
Source: FactSet

Price data

Ø price 5 days Ø volume 5 days (pcs.)	13.2196 EUR (0)
Ø price 30 days Ø volume 30 days (pcs.)	13.3832 EUR (0)
Ø price 100 days Ø volume 100 days (pcs.)	12.9197 EUR (0)
Ø price 250 days Ø volume 250 days (pcs.)	- EUR (-)
YTD High date	13.8734 EUR (2024/09/17)
YTD Low date	11.6682 EUR (2024/02/27)
52 Weeks High date	- EUR (-)
52 Weeks Low date	- EUR (-)

Recent Research

on underlying	on sector	on market	
Date		Headline	Download
2022/12/19		Global Equity Ratings	
2022/12/19		Aktienempfehlungen Global	
2022/11/28		Global Equity Ratings	
2022/11/28		Aktienempfehlungen Global	
2022/11/18		Global Equity Ratings	