

# (TVOD) - EUX/202503

2024/05/31 19:02:10

Price  
**77.6462** GBP

Difference  1.07% (0.82)

### General attributes

Symbol	TVODH25
Exchange	Eurex
Currency	GBP
Security type	Future
Underlying	VODAFONE GROUP PLC
Maturity	03-2025
Contract size	100

### Market data

Bid (Bid size)	- GBP (-)
Ask (Ask size)	- GBP (-)
Open	77.6462 GBP
High	77.6462 GBP
Low	77.6462 GBP
Close (prev. day)	76.8276 GBP
Underlying	VODAFONE GROUP PLC
Underlying price (date)	75.62 (24/05/31)
Settlement price (date)	77.65 (24/05/31)
Open Interest	0

### Performance and Risk

	6m	1y	3y
Perf (%)	-	-	-
Perf (abs.)	-	-	-
Beta	-	-	-
Volatility	-	-	-

### Futures and Options

Related Futures	-
Related Options	-












Information about previous performance does not guarantee future performance.  
Source: FactSet

### Price data

Ø price 5 days   Ø volume 5 days (pcs.)	76.4300 GBP (0)
Ø price 30 days   Ø volume 30 days (pcs.)	73.9066 GBP (0)
Ø price 100 days   Ø volume 100 days (pcs.)	71.6368 GBP (0)
Ø price 250 days   Ø volume 250 days (pcs.)	- GBP (-)
YTD High   date	79.7133 GBP (2024/05/16)
YTD Low   date	66.1417 GBP (2024/02/09)
52 Weeks High   date	- GBP (-)
52 Weeks Low   date	- GBP (-)

### Recent Research

on underlying		on sector	
Date		Headline	Download
2022/12/19		Global Equity Ratings	
2022/12/19		Aktienempfehlungen Global	
2022/11/28		Global Equity Ratings	
2022/11/28		Aktienempfehlungen Global	
2022/11/18		Global Equity Ratings	