

(TVOD) - EUX/202503

2024/05/14 19:06:33

Price
75.5213 GBP

Difference  4.64% (3.35)

General attributes

Symbol	TVODH25
Exchange	Eurex
Currency	GBP
Security type	Future
Underlying	VODAFONE GROUP PLC
Maturity	03-2025
Contract size	100

Market data

Bid (Bid size)	- GBP (-)
Ask (Ask size)	- GBP (-)
Open	75.5213 GBP
High	75.5213 GBP
Low	75.5213 GBP
Close (prev. day)	72.1725 GBP
Underlying	VODAFONE GROUP PLC
Underlying price (date)	73.28 (24/05/14)
Settlement price (date)	75.52 (24/05/14)
Open Interest	0

Performance and Risk

	6m	1y	3y
Perf (%)	-	-	-
Perf (abs.)	-	-	-
Beta	-	-	-
Volatility	-	-	-

Futures and Options

Related Futures	-
Related Options	-

5y












Information about previous performance does not guarantee future performance.
Source: FactSet

Price data

Ø price 5 days Ø volume 5 days (pcs.)	71.8763 GBP (0)
Ø price 30 days Ø volume 30 days (pcs.)	70.8793 GBP (0)
Ø price 100 days Ø volume 100 days (pcs.)	71.0314 GBP (0)
Ø price 250 days Ø volume 250 days (pcs.)	- GBP (-)
YTD High date	75.5213 GBP (2024/05/14)
YTD Low date	66.1417 GBP (2024/02/09)
52 Weeks High date	- GBP (-)
52 Weeks Low date	- GBP (-)

Recent Research

on underlying		on sector	
Date		Headline	Download
2022/12/19		Global Equity Ratings	
2022/12/19		Aktienempfehlungen Global	
2022/11/28		Global Equity Ratings	
2022/11/28		Aktienempfehlungen Global	
2022/11/18		Global Equity Ratings	