

CECE EXTENDED EUR INDEX FUTURE (FCEE) - EUX/202612

2024/05/24 18:29:46

Price
2,006.00 EUR
Difference  **-0.57% (-11.50)**

General attributes

Symbol FCEEZ26
Exchange Eurex
Currency EUR
Security type Future
Underlying AUSTRIA CECE OVERALL(EUR)
Maturity 12-2026
Contract size 1

Market data

Bid (Bid size) - EUR (-)
Ask (Ask size) - EUR (-)
Open 2,006.00 EUR
High 2,006.00 EUR
Low 2,006.00 EUR
Close (prev. day) 2,017.50 EUR
Underlying AUSTRIA CECE OVERALL(EUR)
Underlying price (date) 2,016.37 (24/05/24)
Settlement price (date) 2,006.00 (24/05/24)
Open Interest 0

Performance and Risk

	6m	1y	3y
Perf (%)	-	-	-
Perf (abs.)	-	-	-
Beta	-	-	-
Volatility	-	-	-

Futures and Options

Related Futures -
Related Options -

5y












Information about previous performance does not guarantee future performance.
 Source: FactSet

Price data

Ø price 5 days Ø volume 5 days (pcs.)	2,024.30 EUR (0)
Ø price 30 days Ø volume 30 days (pcs.)	1,959.80 EUR (0)
Ø price 100 days Ø volume 100 days (pcs.)	1,897.22 EUR (0)
Ø price 250 days Ø volume 250 days (pcs.)	- EUR (-)
YTD High date	2,046.00 EUR (2024/05/20)
YTD Low date	1,799.00 EUR (2024/03/07)
52 Weeks High date	- EUR (-)
52 Weeks Low date	- EUR (-)

Recent Research

on market			
Date		Headline	Download
2024/05/23		Corporate Credit Monitor CEE	
2024/05/23		Corporate Credit Monitor CEE (DE)	
2024/05/19		Hungarian central bank to cut rates further	
2024/05/15		Corporate Credit Monitor CEE	
2024/05/15		Corporate Credit Monitor CEE (DE)	