

# GEBERIT AG FUTURE (GBRI) - EUX/202501

2024/05/16 18:30:42

Price  
**570.6133** CHF

Difference  -0.11% (-0.61)

### General attributes

Symbol	GBRIF25
Exchange	Eurex
Currency	CHF
Security type	Future
Underlying	GEBERIT AG
Maturity	01-2025
Contract size	100

### Market data

Bid (Bid size)	- CHF (-)
Ask (Ask size)	- CHF (-)
Open	570.6133 CHF
High	570.6133 CHF
Low	570.6133 CHF
Close (prev. day)	571.2226 CHF
Underlying	GEBERIT AG
Underlying price (date)	565.60 (24/05/16)
Settlement price (date)	570.61 (24/05/16)
Open Interest	0

### Performance and Risk

	6m	1y	3y
Perf (%)	-	-	-
Perf (abs.)	-	-	-
Beta	-	-	-
Volatility	-	-	-

### Futures and Options

Related Futures	-
Related Options	-












Information about previous performance does not guarantee future performance.  
Source: FactSet

### Price data

Ø price 5 days   Ø volume 5 days (pcs.)	562.4913 CHF (0)
Ø price 30 days   Ø volume 30 days (pcs.)	516.8455 CHF (0)
Ø price 100 days   Ø volume 100 days (pcs.)	513.4950 CHF (0)
Ø price 250 days   Ø volume 250 days (pcs.)	- CHF (-)
YTD High   date	571.2226 CHF (2024/05/15)
YTD Low   date	483.0632 CHF (2024/01/18)
52 Weeks High   date	- CHF (-)
52 Weeks Low   date	- CHF (-)

### Recent Research

on underlying	on sector	on market	
Date		Headline	Download
2022/12/19		Global Equity Ratings	
2022/12/19		Aktienempfehlungen Global	
2022/11/28		Global Equity Ratings	
2022/11/28		Aktienempfehlungen Global	
2022/11/18		Global Equity Ratings	