

GEBERIT AG FUTURE (GBRI) - EUX/202501

2024/04/30 18:39:20

Price
498.3019 CHF
 Difference  -1.01% (-5.09)

General attributes	
Symbol	GBRIF25
Exchange	Eurex
Currency	CHF
Security type	Future
Underlying	GEBERIT AG
Maturity	01-2025
Contract size	100

Market data	
Bid (Bid size)	- CHF (-)
Ask (Ask size)	- CHF (-)
Open	498.3019 CHF
High	498.3019 CHF
Low	498.3019 CHF
Close (prev. day)	503.3939 CHF
Underlying	GEBERIT AG
Underlying price (date)	493.60 (24/04/30)
Settlement price (date)	498.30 (24/04/30)
Open Interest	0

Performance and Risk			
	6m	1y	3y
Perf (%)	-	-	-
Perf (abs.)	-	-	-
Beta	-	-	-
Volatility	-	-	-










Futures and Options	
Related Futures	-
Related Options	-



Information about previous performance does not guarantee future performance.
 Source: FactSet

Price data	
Ø price 5 days Ø volume 5 days (pcs.)	496.8362 CHF (0)
Ø price 30 days Ø volume 30 days (pcs.)	510.6579 CHF (0)
Ø price 100 days Ø volume 100 days (pcs.)	- CHF (-)
Ø price 250 days Ø volume 250 days (pcs.)	- CHF (-)
YTD High date	541.0207 CHF (2024/03/21)
YTD Low date	483.0632 CHF (2024/01/18)
52 Weeks High date	- CHF (-)
52 Weeks Low date	- CHF (-)

Recent Research

on underlying on sector on market			
Date		Headline	Download
2022/12/19		Global Equity Ratings	
2022/12/19		Aktienempfehlungen Global	
2022/11/28		Global Equity Ratings	
2022/11/28		Aktienempfehlungen Global	
2022/11/18		Global Equity Ratings	