

CITIGROUP INC. FUTURE (CITG) - EUX/202501

2024/05/31 18:42:36

Price
62.9139 USD

Difference  -0.19% (-0.12)

General attributes

Symbol	CITGF25
Exchange	Eurex
Currency	USD
Security type	Future
Underlying	CITIGROUP INC
Maturity	01-2025
Contract size	100

Market data

Bid (Bid size)	- USD (-)
Ask (Ask size)	- USD (-)
Open	62.9139 USD
High	62.9139 USD
Low	62.9139 USD
Close (prev. day)	63.032 USD
Underlying	CITIGROUP INC
Underlying price (date)	62.31 (24/05/31)
Settlement price (date)	62.91 (24/05/31)
Open Interest	0

Performance and Risk

	6m	1y	3y
Perf (%)	-	-	-
Perf (abs.)	-	-	-
Beta	-	-	-
Volatility	-	-	-

Futures and Options

Related Futures	-
Related Options	-

5y












Information about previous performance does not guarantee future performance.
Source: FactSet

Price data

Ø price 5 days Ø volume 5 days (pcs.)	63.6035 USD (0)
Ø price 30 days Ø volume 30 days (pcs.)	63.8625 USD (0)
Ø price 100 days Ø volume 100 days (pcs.)	59.3909 USD (0)
Ø price 250 days Ø volume 250 days (pcs.)	- USD (-)
YTD High date	65.7195 USD (2024/05/16)
YTD Low date	51.0280 USD (2024/01/18)
52 Weeks High date	- USD (-)
52 Weeks Low date	- USD (-)

Recent Research

Date	on underlying	on sector	on market	Headline	Download
2024/05/29				Global Equity Ratings	
2024/05/29				Aktienempfehlungen Global	
2024/04/26				Global Equity Ratings	
2024/04/26				Aktienempfehlungen Global	
2024/04/03				Global Equity Ratings	