

# SAP SE STOCK TRACKING FUTURE (1SAP) - EUX/202501

2024/06/10 18:47:27

Price  
**181.1691** EUR

Difference  -0.34% (-0.61)

### General attributes

Symbol	1SAPF25
Exchange	Eurex
Currency	EUR
Security type	Future
Underlying	SAP SE
Maturity	01-2025
Contract size	100

### Market data

Bid (Bid size)	- EUR (-)
Ask (Ask size)	- EUR (-)
Open	181.1691 EUR
High	181.1691 EUR
Low	181.1691 EUR
Close (prev. day)	181.7824 EUR
Underlying	SAP SE
Underlying price (date)	176.82 (24/06/10)
Settlement price (date)	181.17 (24/06/10)
Open Interest	0

### Performance and Risk

	6m	1y	3y
Perf (%)	-	-	-
Perf (abs.)	-	-	-
Beta	-	-	-
Volatility	-	-	-

### Futures and Options

Related Futures	-
Related Options	-












Information about previous performance does not guarantee future performance.  
Source: FactSet

### Price data

Ø price 5 days   Ø volume 5 days (pcs.)	178.5746 EUR (0)
Ø price 30 days   Ø volume 30 days (pcs.)	179.3985 EUR (0)
Ø price 100 days   Ø volume 100 days (pcs.)	176.6367 EUR (0)
Ø price 250 days   Ø volume 250 days (pcs.)	- EUR (-)
YTD High   date	188.5983 EUR (2024/03/26)
YTD Low   date	141.8450 EUR (2024/01/04)
52 Weeks High   date	- EUR (-)
52 Weeks Low   date	- EUR (-)

### Recent Research

on underlying   on sector   on market			
Date		Headline	Download
2024/05/29		Global Equity Ratings	
2024/05/29		Aktienempfehlungen Global	
2024/04/26		Global Equity Ratings	
2024/04/26		Aktienempfehlungen Global	
2024/04/03		Global Equity Ratings	