


SAP SE STOCK TRACKING FUTURE (1SAP) - EUX/202501

2024/05/28 18:50:50

Price
181.5041 EUR

Difference  **-1.80% (-3.34)**

General attributes

Symbol	1SAPF25
Exchange	Eurex
Currency	EUR
Security type	Future
Underlying	SAP SE
Maturity	01-2025
Contract size	100

Market data

Bid (Bid size)	- EUR (-)
Ask (Ask size)	- EUR (-)
Open	181.5041 EUR
High	181.5041 EUR
Low	181.5041 EUR
Close (prev. day)	184.8404 EUR
Underlying	SAP SE
Underlying price (date)	175.82 (24/05/29)
Settlement price (date)	181.50 (24/05/28)
Open Interest	0

Performance and Risk

	6m	1y	3y
Perf (%)	-	-	-
Perf (abs.)	-	-	-
Beta	-	-	-
Volatility	-	-	-

Futures and Options

Related Futures	-
Related Options	-











Information about previous performance does not guarantee future performance.
 Source: FactSet

Price data

Ø price 5 days Ø volume 5 days (pcs.)	184.1145 EUR (0)
Ø price 30 days Ø volume 30 days (pcs.)	179.1763 EUR (0)
Ø price 100 days Ø volume 100 days (pcs.)	174.0335 EUR (0)
Ø price 250 days Ø volume 250 days (pcs.)	- EUR (-)
YTD High date	188.5983 EUR (2024/03/26)
YTD Low date	141.8450 EUR (2024/01/04)
52 Weeks High date	- EUR (-)
52 Weeks Low date	- EUR (-)

Recent Research

on underlying				on sector				on market			
Date		Headline		Download							
2024/05/29		Global Equity Ratings									
2024/05/29		Aktienempfehlungen Global									
2024/04/26		Global Equity Ratings									
2024/04/26		Aktienempfehlungen Global									
2024/04/03		Global Equity Ratings		