

NETFLIX INC. FUTURE (NTFF) - EUX/202501

2024/07/17 18:46:04

Price
662.0876 USD

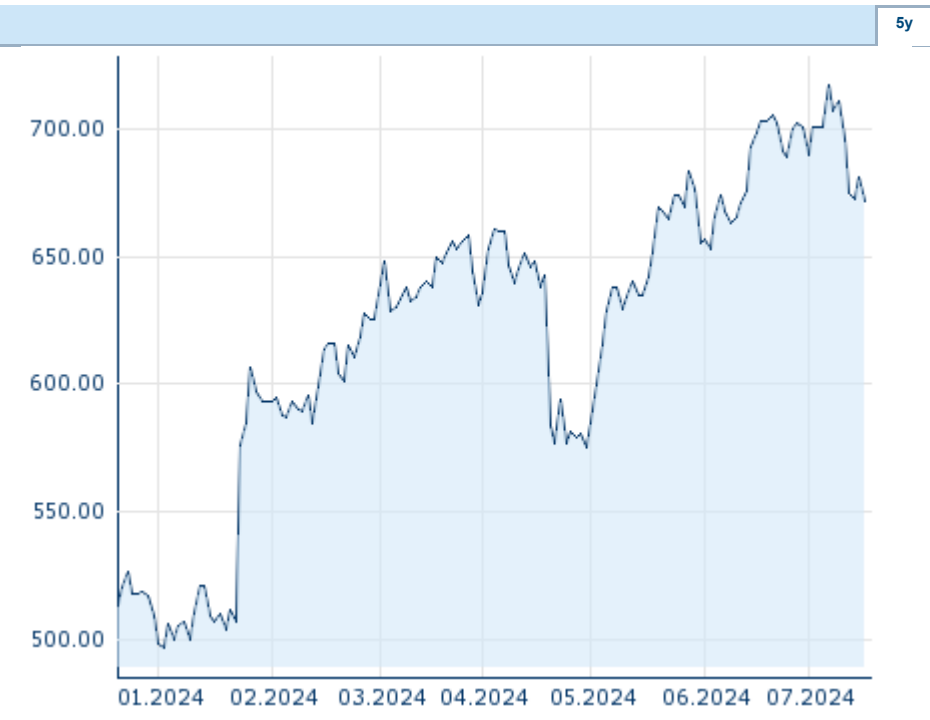
Difference  **-1.51% (-10.12)**

General attributes

Symbol	NTFFF25
Exchange	Eurex
Currency	USD
Security type	Future
Underlying	NETFLIX INC
Maturity	01-2025
Contract size	100

Market data

Bid (Bid size)	- USD (-)
Ask (Ask size)	- USD (-)
Open	662.0876 USD
High	662.0876 USD
Low	662.0876 USD
Close (prev. day)	672.2086 USD
Underlying	NETFLIX INC
Underlying price (date)	647.60 (24/07/17)
Settlement price (date)	662.09 (24/07/17)
Open Interest	0



Performance and Risk

	6m	1y	3y
Perf (%)	+31.99%	-	-
Perf (abs.)	+162.92	-	-
Beta	-	-	-
Volatility	31.72	-	-










Price data

Ø price 5 days Ø volume 5 days (pcs.)	679.5444 USD (0)
Ø price 30 days Ø volume 30 days (pcs.)	690.0566 USD (0)
Ø price 100 days Ø volume 100 days (pcs.)	652.5159 USD (0)
Ø price 250 days Ø volume 250 days (pcs.)	- USD (-)
YTD High date	717.5064 USD (2024/07/05)
YTD Low date	496.5086 USD (2024/01/03)
52 Weeks High date	- USD (-)
52 Weeks Low date	- USD (-)

Futures and Options

Related Futures	-
Related Options	-

Recent Research

on underlying	on sector	on market	
Date		Headline	Download
2024/07/15		Aktienempfehlungen Global	
2024/07/12		Global Equity Ratings	
2024/06/21		Global Equity Ratings	
2024/06/21		Aktienempfehlungen Global	
2024/06/14		Global Equity Ratings	