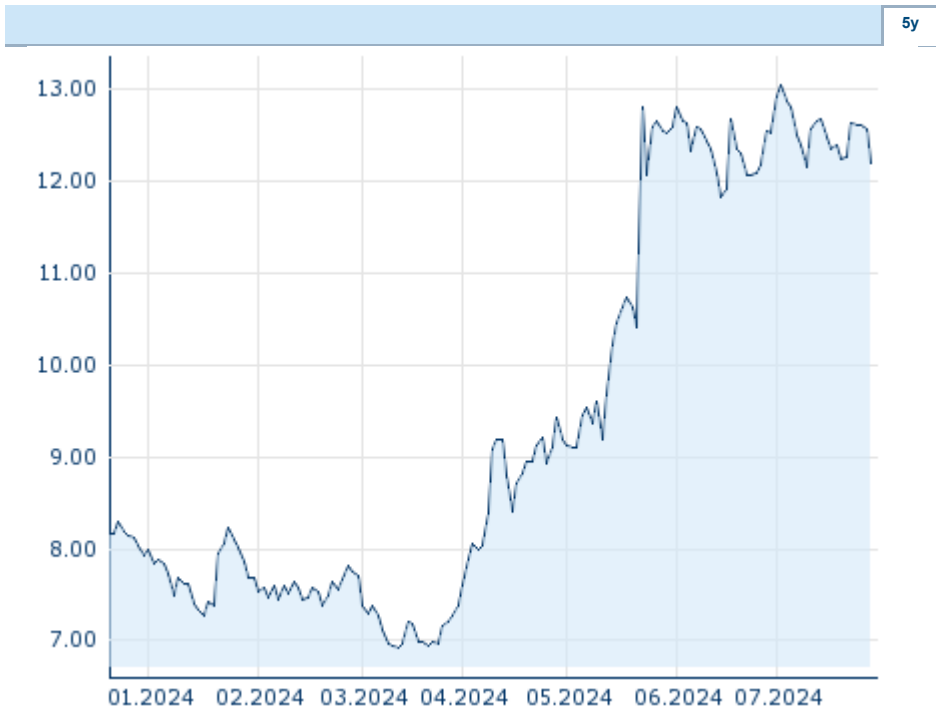


# TECNICAS REUNIDAS S.A. FUTURE (T5RF) - EUX/202501

2024/07/26 18:35:58	
<b>Price</b>	<b>12.1916</b> EUR
<b>Difference</b>	 <b>-2.93% (-0.37)</b>
<b>General attributes</b>	
Symbol	T5RFF25
Exchange	Eurex
Currency	EUR
Security type	Future
Underlying	T <small>EC</small> NICAS REUNIDAS SA
Maturity	01-2025
Contract size	100
<b>Market data</b>	
Bid (Bid size)	- EUR (-)
Ask (Ask size)	- EUR (-)
Open	12.1916 EUR
High	12.1916 EUR
Low	12.1916 EUR
Close (prev. day)	12.5599 EUR
Underlying	T <small>EC</small> NICAS REUNIDAS SA
Underlying price (date)	11.96 (24/07/26)
Settlement price (date)	12.19 (24/07/26)
Open Interest	0

<b>Performance and Risk</b>			
	<b>6m</b>	<b>1y</b>	<b>3y</b>
Perf (%)	+52.33%	-	-
Perf (abs.)	+4.19	-	-
Beta	-	-	-
Volatility	46.11	-	-










<b>Futures and Options</b>	
Related Futures	-
Related Options	-



Information about previous performance does not guarantee future performance.  
Source: FactSet

<b>Price data</b>	
Ø price 5 days   Ø volume 5 days (pcs.)	12.5246 EUR (0)
Ø price 30 days   Ø volume 30 days (pcs.)	12.4583 EUR (0)
Ø price 100 days   Ø volume 100 days (pcs.)	10.3654 EUR (0)
Ø price 250 days   Ø volume 250 days (pcs.)	- EUR (-)
YTD High   date	13.0488 EUR (2024/07/02)
YTD Low   date	6.9224 EUR (2024/03/12)
52 Weeks High   date	- EUR (-)
52 Weeks Low   date	- EUR (-)

**Recent Research**

<input checked="" type="checkbox"/> on sector	<input type="checkbox"/> on market		
Date		Headline	Download
2024/07/26		Equity Weekly	
2024/07/24		Global Equity Ratings	
2024/07/24		Aktienempfehlungen Global	
2024/07/15		Aktienempfehlungen Global	
2024/07/12		Global Equity Ratings	