


ALIBABA GROUP HOLDING LTD. FUTURE (BABF) - EUX/202501

2024/08/14 18:36:08

Price
80.5503 USD

Difference  **-1.42% (-1.16)**

General attributes

Symbol: BABFF25
 Exchange: Eurex
 Currency: USD
 Security type: Future
 Underlying: ALIBABA GROUP HOLDING LTD. SP. ADR
 Maturity: 01-2025
 Contract size: 100

Market data

Bid (Bid size): - USD (-)
 Ask (Ask size): - USD (-)
 Open: 80.5503 USD
 High: 80.5503 USD
 Low: 80.5503 USD
 Close (prev. day): 81.7078 USD
 Underlying: ALIBABA GROUP HOLDING LTD. SP. ADR

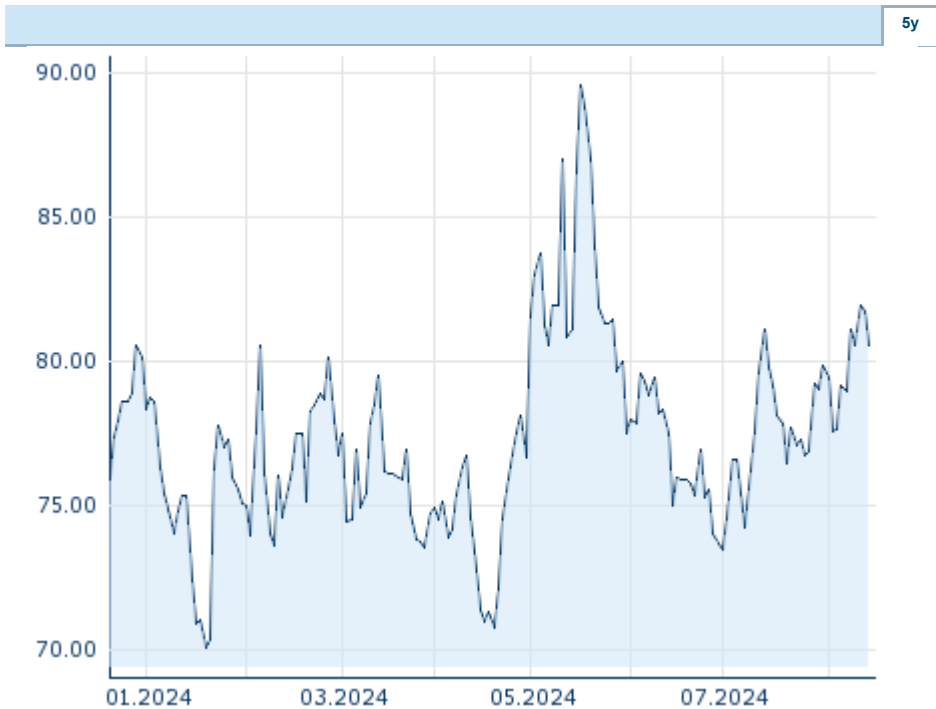
Underlying price (date): 79.47 (24/08/14)
 Settlement price (date): 80.55 (24/08/14)
 Open Interest: 0

Performance and Risk

	6m	1y	3y
Perf (%)	+6.64%	-	-
Perf (abs.)	+5.02	-	-
Beta	-	-	-
Volatility	33.01	-	-

Futures and Options

Related Futures: -
 Related Options: -












Information about previous performance does not guarantee future performance.
 Source: FactSet

Price data

Ø price 5 days | Ø volume 5 days (pcs.): 81.1632 USD (0)
 Ø price 30 days | Ø volume 30 days (pcs.): 78.4731 USD (0)
 Ø price 100 days | Ø volume 100 days (pcs.): 77.9681 USD (0)
 Ø price 250 days | Ø volume 250 days (pcs.): - USD (-)

YTD High | date: 89.6008 USD (2024/05/17)
 YTD Low | date: 70.0392 USD (2024/01/19)
 52 Weeks High | date: - USD (-)
 52 Weeks Low | date: - USD (-)

Recent Research

on underlying		on sector	
Date		Headline	Download
2024/08/12		Global Equity Ratings	
2024/08/12		Aktienempfehlungen Global	
2024/07/24		Global Equity Ratings	
2024/07/24		Aktienempfehlungen Global	
2024/07/15		Aktienempfehlungen Global	