

ALIBABA GROUP HOLDING LTD. FUTURE (BABF) - EUX/202501

2024/06/21 19:16:57

Price
75.3215 USD

Difference  **-0.60% (-0.45)**

General attributes

Symbol	BABFF25
Exchange	Eurex
Currency	USD
Security type	Future
Underlying	ALIBABA GROUP HOLDING LTD. SP. ADR
Maturity	01-2025
Contract size	100

Market data

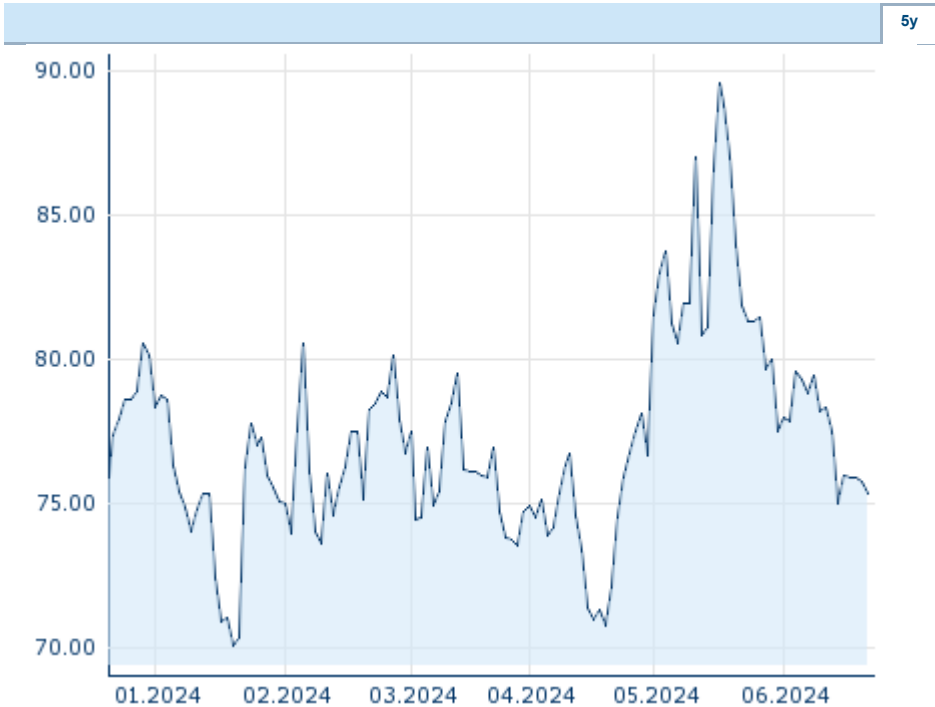
Bid (Bid size)	- USD (-)
Ask (Ask size)	- USD (-)
Open	75.3215 USD
High	75.3215 USD
Low	75.3215 USD
Close (prev. day)	75.7733 USD
Underlying	ALIBABA GROUP HOLDING LTD. SP. ADR
Underlying price (date)	73.67 (24/06/21)
Settlement price (date)	75.32 (24/06/21)
Open Interest	0

Performance and Risk

	6m	1y	3y
Perf (%)	-4.21%	-	-
Perf (abs.)	-3.31	-	-
Beta	-	-	-
Volatility	36.90	-	-

Futures and Options

Related Futures	-
Related Options	-












Information about previous performance does not guarantee future performance.
Source: FactSet

Price data

Ø price 5 days Ø volume 5 days (pcs.)	75.7736 USD (0)
Ø price 30 days Ø volume 30 days (pcs.)	80.2926 USD (0)
Ø price 100 days Ø volume 100 days (pcs.)	77.5119 USD (0)
Ø price 250 days Ø volume 250 days (pcs.)	- USD (-)
YTD High date	89.6008 USD (2024/05/17)
YTD Low date	70.0392 USD (2024/01/19)
52 Weeks High date	- USD (-)
52 Weeks Low date	- USD (-)

Recent Research

on underlying		on sector	
Date		Headline	Download
2024/06/21		Global Equity Ratings	
2024/06/21		Aktienempfehlungen Global	
2024/06/14		Global Equity Ratings	
2024/06/14		Aktienempfehlungen Global	
2024/05/29		Global Equity Ratings	