

ALIBABA GROUP HOLDING LTD. FUTURE (BABF) - EUX/202501

2024/06/14 18:38:40

Price
75.0018 USD
Difference  **-3.21% (-2.49)**

General attributes

Symbol BABFF25
Exchange Eurex
Currency USD
Security type Future
Underlying ALIBABA GROUP HOLDING LTD. SP. ADR
Maturity 01-2025
Contract size 100

Market data

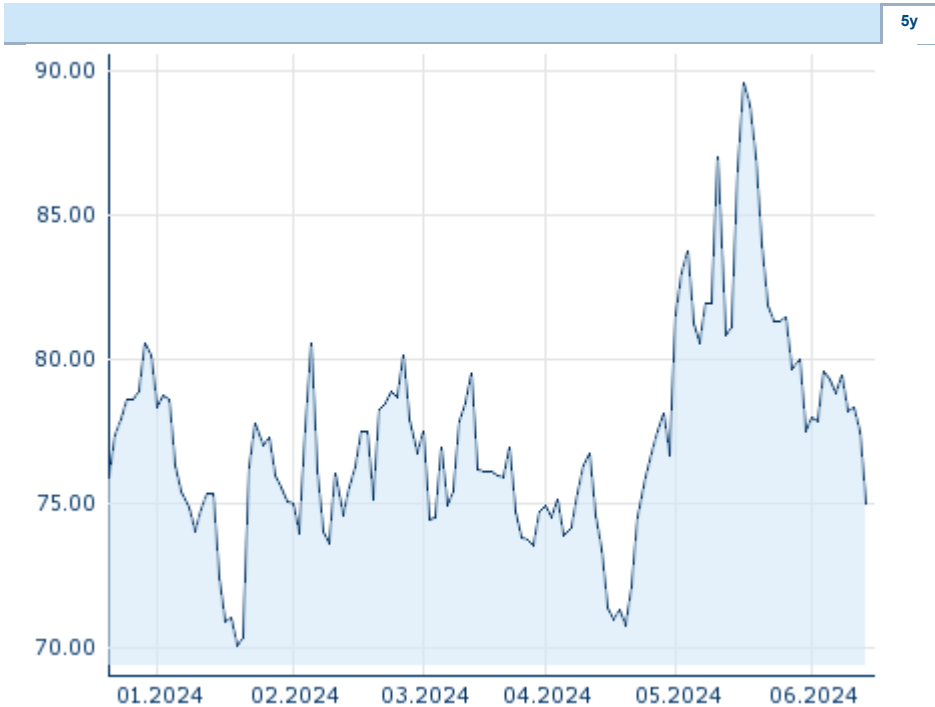
Bid (Bid size) - USD (-)
Ask (Ask size) - USD (-)
Open 75.0018 USD
High 75.0018 USD
Low 75.0018 USD
Close (prev. day) 77.4904 USD
Underlying ALIBABA GROUP HOLDING LTD. SP. ADR
Underlying price (date) 73.35 (24/06/14)
Settlement price (date) 75.00 (24/06/14)
Open Interest 0

Performance and Risk

	6m	1y	3y
Perf (%)	-	-	-
Perf (abs.)	-	-	-
Beta	-	-	-
Volatility	-	-	-

Futures and Options

Related Futures -
Related Options -












Information about previous performance does not guarantee future performance.
 Source: FactSet

Price data

Ø price 5 days Ø volume 5 days (pcs.)	77.6797 USD (0)
Ø price 30 days Ø volume 30 days (pcs.)	81.3101 USD (0)
Ø price 100 days Ø volume 100 days (pcs.)	77.5586 USD (0)
Ø price 250 days Ø volume 250 days (pcs.)	- USD (-)
YTD High date	89.6008 USD (2024/05/17)
YTD Low date	70.0392 USD (2024/01/19)
52 Weeks High date	- USD (-)
52 Weeks Low date	- USD (-)

Recent Research

on underlying		on sector	
Date		Headline	Download
2024/06/14		Global Equity Ratings	
2024/06/14		Aktienempfehlungen Global	
2024/05/29		Global Equity Ratings	
2024/05/29		Aktienempfehlungen Global	
2024/04/26		Global Equity Ratings	