

# ALIBABA GROUP HOLDING LTD. FUTURE (BABF) - EUX/202501

2024/05/23 18:39:51

**Price**  
**81.8837** USD  
**Difference**  **-2.50% (-2.10)**

**General attributes**

**Symbol** BABFF25  
**Exchange** Eurex  
**Currency** USD  
**Security type** Future  
**Underlying** ALIBABA GROUP HOLDING LTD. SP. ADR  
**Maturity** 01-2025  
**Contract size** 100

**Market data**

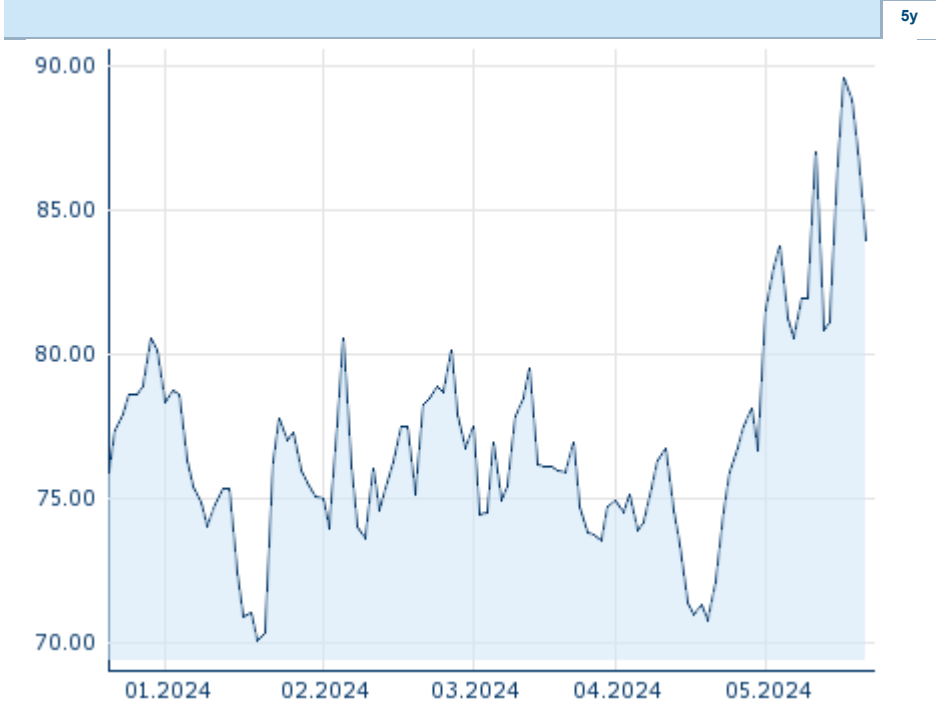
**Bid (Bid size)** - USD (-)  
**Ask (Ask size)** - USD (-)  
**Open** 81.8837 USD  
**High** 81.8837 USD  
**Low** 81.8837 USD  
**Close (prev. day)** 83.9859 USD  
**Underlying** ALIBABA GROUP HOLDING LTD. SP. ADR  
**Underlying price (date)** 80.72 (24/05/23)  
**Settlement price (date)** 81.88 (24/05/23)  
**Open Interest** 0

**Performance and Risk**

	6m	1y	3y
Perf (%)	-	-	-
Perf (abs.)	-	-	-
Beta	-	-	-
Volatility	-	-	-

**Futures and Options**

**Related Futures** -  
**Related Options** -












Information about previous performance does not guarantee future performance.  
 Source: FactSet

**Price data**

Ø price 5 days   Ø volume 5 days (pcs.)	87.1976 USD (0)
Ø price 30 days   Ø volume 30 days (pcs.)	79.1827 USD (0)
Ø price 100 days   Ø volume 100 days (pcs.)	76.8342 USD (0)
Ø price 250 days   Ø volume 250 days (pcs.)	- USD (-)
YTD High   date	89.6008 USD (2024/05/17)
YTD Low   date	70.0392 USD (2024/01/19)
52 Weeks High   date	- USD (-)
52 Weeks Low   date	- USD (-)

**Recent Research**

on underlying		on sector	
Date		Headline	Download
2024/04/26		Global Equity Ratings	
2024/04/26		Aktienempfehlungen Global	
2024/04/03		Global Equity Ratings	
2024/04/03		Aktienempfehlungen Global	
2024/03/13		Global Equity Ratings	