

BEIERSDORF AG FUTURE (BEIG) - EUX/202501

2024/07/29 18:35:09

Price
137.9182 EUR

Difference  **-1.06% (-1.48)**

General attributes

Symbol	BEIGF25
Exchange	Eurex
Currency	EUR
Security type	Future
Underlying	BEIERSDORF AG
Maturity	01-2025
Contract size	100

Market data

Bid (Bid size)	- EUR (-)
Ask (Ask size)	- EUR (-)
Open	137.9182 EUR
High	137.9182 EUR
Low	137.9182 EUR
Close (prev. day)	139.3983 EUR
Underlying	BEIERSDORF AG
Underlying price (date)	135.40 (24/07/29)
Settlement price (date)	137.92 (24/07/29)
Open Interest	0

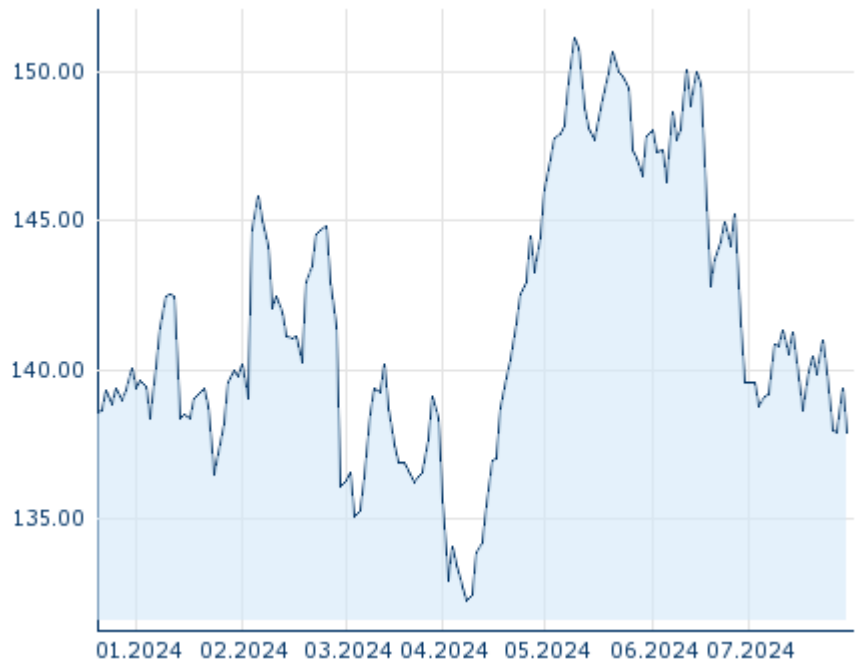
Performance and Risk

	6m	1y	3y
Perf (%)	-1.20%	-	-
Perf (abs.)	-1.68	-	-
Beta	-	-	-
Volatility	15.66	-	-

Futures and Options

Related Futures	-
Related Options	-

5y












Information about previous performance does not guarantee future performance.
Source: FactSet

Price data

Ø price 5 days Ø volume 5 days (pcs.)	138.6208 EUR (0)
Ø price 30 days Ø volume 30 days (pcs.)	140.8383 EUR (0)
Ø price 100 days Ø volume 100 days (pcs.)	142.1975 EUR (0)
Ø price 250 days Ø volume 250 days (pcs.)	- EUR (-)
YTD High date	151.1253 EUR (2024/05/10)
YTD Low date	132.2735 EUR (2024/04/09)
52 Weeks High date	- EUR (-)
52 Weeks Low date	- EUR (-)

Recent Research

on underlying	on sector	on market	
Date		Headline	Download
2024/07/24		Global Equity Ratings	
2024/07/24		Aktienempfehlungen Global	
2024/07/15		Aktienempfehlungen Global	
2024/07/12		Global Equity Ratings	
2024/06/21		Global Equity Ratings	