

# HP INC FUTURE (HPQF) - EUX/202501

2024/07/26 18:35:24

**Price**  
**36.729** USD

**Difference**  **-2.47% (-0.93)**

### General attributes

Symbol	HPQFF25
Exchange	Eurex
Currency	USD
Security type	Future
Underlying	HP INC.
Maturity	01-2025
Contract size	100

### Market data

Bid (Bid size)	- USD (-)
Ask (Ask size)	- USD (-)
Open	36.729 USD
High	36.729 USD
Low	36.729 USD
Close (prev. day)	37.6611 USD
Underlying	HP INC.
Underlying price (date)	36.34 (24/07/26)
Settlement price (date)	36.73 (24/07/26)
Open Interest	0

### Performance and Risk

	6m	1y	3y
Perf (%)	+20.09%	-	-
Perf (abs.)	+6.14	-	-
Beta	-	-	-
Volatility	33.12	-	-

### Futures and Options

Related Futures	-
Related Options	-

5y












Information about previous performance does not guarantee future performance.  
Source: FactSet

### Price data

Ø price 5 days   Ø volume 5 days (pcs.)	37.846 USD (0)
Ø price 30 days   Ø volume 30 days (pcs.)	36.731 USD (0)
Ø price 100 days   Ø volume 100 days (pcs.)	32.998 USD (0)
Ø price 250 days   Ø volume 250 days (pcs.)	- USD (-)
YTD High   date	38.873 USD (2024/05/30)
YTD Low   date	27.910 USD (2024/04/22)
52 Weeks High   date	- USD (-)
52 Weeks Low   date	- USD (-)

### Recent Research

on sector	on market		
Date		Headline	Download
2024/07/26		Equity Weekly	
2024/07/24		Global Equity Ratings	
2024/07/24		Aktienempfehlungen Global	
2024/07/15		Aktienempfehlungen Global	
2024/07/12		Global Equity Ratings	