

PFIZER INC. FUTURE (PFEF) - EUX/202501

2024/04/26 18:31:51

Price
25.2203 USD
Difference  **-0.39% (-0.10)**

General attributes

Symbol	PFEFF25
Exchange	Eurex
Currency	USD
Security type	Future
Underlying	PFIZER INC
Maturity	01-2025
Contract size	100

Market data

Bid (Bid size)	- USD (-)
Ask (Ask size)	- USD (-)
Open	25.2203 USD
High	25.2203 USD
Low	25.2203 USD
Close (prev. day)	25.3179 USD
Underlying	PFIZER INC
Underlying price (date)	25.40 (24/04/26)
Settlement price (date)	25.22 (24/04/26)
Open Interest	0

Performance and Risk

	6m	1y	3y
Perf (%)	-	-	-
Perf (abs.)	-	-	-
Beta	-	-	-
Volatility	-	-	-

Futures and Options

Related Futures	-
Related Options	-

5y












Information about previous performance does not guarantee future performance.
 Source: FactSet

Price data

Ø price 5 days Ø volume 5 days (pcs.)	25.7723 USD (0)
Ø price 30 days Ø volume 30 days (pcs.)	26.7243 USD (0)
Ø price 100 days Ø volume 100 days (pcs.)	- USD (-)
Ø price 250 days Ø volume 250 days (pcs.)	- USD (-)
YTD High date	29.7016 USD (2024/01/02)
YTD Low date	25.1557 USD (2024/04/18)
52 Weeks High date	- USD (-)
52 Weeks Low date	- USD (-)

Recent Research

on underlying	on sector	on market	
Date		Headline	Download
2024/04/26		Global Equity Ratings	
2024/04/26		Aktienempfehlungen Global	
2024/04/03		Global Equity Ratings	
2024/04/03		Aktienempfehlungen Global	
2024/03/13		Global Equity Ratings	