


PEPSICO INC. FUTURE (PEPF) - EUX/202501

2024/07/16 18:50:50	
Price	165.2989 USD
Difference	 -0.74% (-1.23)

General attributes	
Symbol	PEPFF25
Exchange	Eurex
Currency	USD
Security type	Future
Underlying	PEPSICO INC.
Maturity	01-2025
Contract size	100

Market data	
Bid (Bid size)	- USD (-)
Ask (Ask size)	- USD (-)
Open	165.2989 USD
High	165.2989 USD
Low	165.2989 USD
Close (prev. day)	166.5268 USD
Underlying	PEPSICO INC.
Underlying price (date)	164.39 (24/07/16)
Settlement price (date)	165.30 (24/07/16)
Open Interest	0

Performance and Risk			
	6m	1y	3y
Perf (%)	-2.08%	-	-
Perf (abs.)	-3.54	-	-
Beta	-	-	-
Volatility	15.71	-	-










Futures and Options	
Related Futures	-
Related Options	-



Information about previous performance does not guarantee future performance.
Source: FactSet

Price data	
Ø price 5 days Ø volume 5 days (pcs.)	165.8020 USD (0)
Ø price 30 days Ø volume 30 days (pcs.)	168.1897 USD (0)
Ø price 100 days Ø volume 100 days (pcs.)	173.0778 USD (0)
Ø price 250 days Ø volume 250 days (pcs.)	- USD (-)
YTD High date	185.3588 USD (2024/05/17)
YTD Low date	163.5822 USD (2024/07/09)
52 Weeks High date	- USD (-)
52 Weeks Low date	- USD (-)

Recent Research

on underlying	on sector	on market	
Date		Headline	Download
2024/07/15		Aktienempfehlungen Global	
2024/07/12		Global Equity Ratings	
2024/06/21		Global Equity Ratings	
2024/06/21		Aktienempfehlungen Global	
2024/06/14		Global Equity Ratings	