

LOWE'S COMPANIES INC. FUTURE (LOWF) - EUX/202501

2024/10/18 19:07:17

Price
283.4636 USD
 Difference  -0.39% (-1.11)

General attributes

Symbol LOWFF25
 Exchange Eurex
 Currency USD
 Security type Future
 Underlying LOWES COMPANIES INC.
 Maturity 01-2025
 Contract size 100

Market data

Bid (Bid size) - USD (-)
 Ask (Ask size) - USD (-)
 Open 283.4636 USD
 High 283.4636 USD
 Low 283.4636 USD
 Close (prev. day) 284.5764 USD
 Underlying LOWES COMPANIES INC.
 Underlying price (date) 281.64 (24/10/18)
 Settlement price (date) 283.46 (24/10/18)
 Open Interest 0

Performance and Risk

| | 6m | 1y | 3y |
|-------------|---------|----|----|
| Perf (%) | +19.03% | - | - |
| Perf (abs.) | +45.33 | - | - |
| Beta | - | - | - |
| Volatility | 21.74 | - | - |

Futures and Options

Related Futures -
 Related Options -

5y













Information about previous performance does not guarantee future performance.
 Source: FactSet

Price data

| | |
|---|---------------------------|
| Ø price 5 days Ø volume 5 days (pcs.) | 284.6854 USD (0) |
| Ø price 30 days Ø volume 30 days (pcs.) | 268.9212 USD (0) |
| Ø price 100 days Ø volume 100 days (pcs.) | 246.4736 USD (0) |
| Ø price 250 days Ø volume 250 days (pcs.) | - USD (-) |
| YTD High date | 289.2246 USD (2024/10/15) |
| YTD Low date | 217.3821 USD (2024/07/02) |
| 52 Weeks High date | - USD (-) |
| 52 Weeks Low date | - USD (-) |

Recent Research

| on sector | | on market | |
|------------|---|---------------------------|---|
| Date | | Headline | Download |
| 2024/09/27 |  | Global Equity Ratings |  |
| 2024/09/27 |  | Aktienempfehlungen Global |  |
| 2024/09/11 |  | Global Equity Ratings |  |
| 2024/09/11 |  | Aktienempfehlungen Global |  |
| 2024/09/05 |  | Global Equity Ratings |  |