

# EXXON MOBIL CORP. FUTURE (XOMF) - EUX/202501

2024/07/29 18:35:50

**Price**  
**116.9611** USD  
 Difference  **-1.00% (-1.18)**

**General attributes**

Symbol XOMFF25  
 Exchange Eurex  
 Currency USD  
 Security type Future  
 Underlying EXXON MOBIL CORPORATION  
 Maturity 01-2025  
 Contract size 100

**Market data**

Bid (Bid size) - USD (-)  
 Ask (Ask size) - USD (-)  
 Open 116.9611 USD  
 High 116.9611 USD  
 Low 116.9611 USD  
 Close (prev. day) 118.1424 USD  
 Underlying EXXON MOBIL CORPORATION  
 Underlying price (date) 116.10 (24/07/29)  
 Settlement price (date) 116.96 (24/07/29)  
 Open Interest 0

**Performance and Risk**

	6m	1y	3y
Perf (%)	+12.68%	-	-
Perf (abs.)	+13.16	-	-
Beta	-	-	-
Volatility	17.68	-	-

**Futures and Options**

Related Futures -  
 Related Options -

5y












Information about previous performance does not guarantee future performance.  
 Source: FactSet

**Price data**

Ø price 5 days   Ø volume 5 days (pcs.)	116.6525 USD (0)
Ø price 30 days   Ø volume 30 days (pcs.)	115.6469 USD (0)
Ø price 100 days   Ø volume 100 days (pcs.)	117.1962 USD (0)
Ø price 250 days   Ø volume 250 days (pcs.)	- USD (-)
YTD High   date	124.6278 USD (2024/04/12)
YTD Low   date	97.2484 USD (2024/01/22)
52 Weeks High   date	- USD (-)
52 Weeks Low   date	- USD (-)

**Recent Research**

on underlying		on sector		on market	
Date		Headline		Download	
2024/07/24		Global Equity Ratings			
2024/07/24		Aktienempfehlungen Global			
2024/07/15		Aktienempfehlungen Global			
2024/07/12		Global Equity Ratings			
2024/06/21		Global Equity Ratings		