

## LILLY &amp; CO., ELI FUTURE (LLYF) - EUX/202501

2024/07/26 18:35:32

Price  
**833.6337** USDDifference  -2.15% (-18.29)

## General attributes

Symbol	LLYFF25
Exchange	Eurex
Currency	USD
Security type	Future
Underlying	ELI LILLY AND COMPANY
Maturity	01-2025
Contract size	100

## Market data

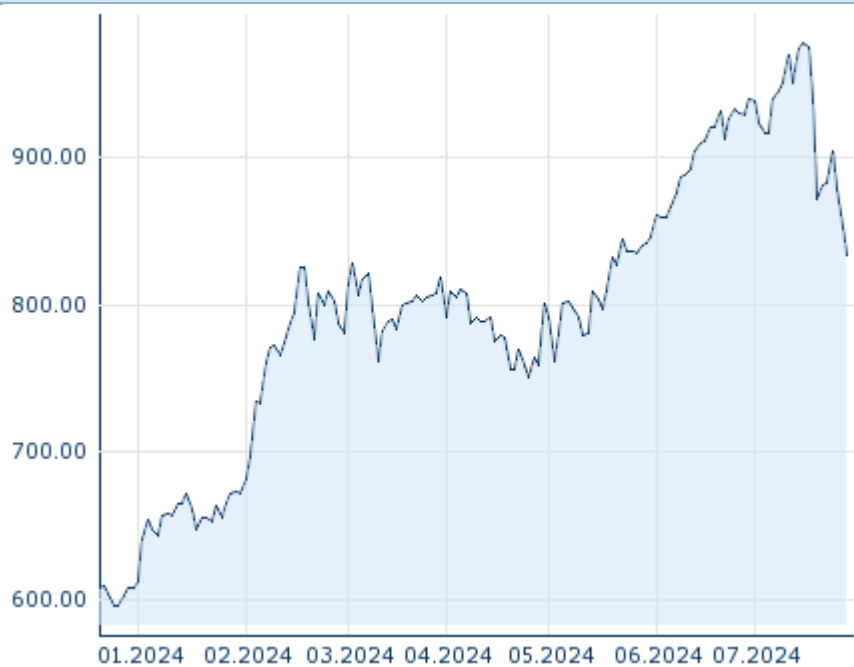
Bid (Bid size)	- USD (-)
Ask (Ask size)	- USD (-)
Open	833.6337 USD
High	833.6337 USD
Low	833.6337 USD
Close (prev. day)	851.9273 USD
Underlying	ELI LILLY AND COMPANY
Underlying price (date)	804.62 (24/07/26)
Settlement price (date)	833.63 (24/07/26)
Open Interest	0

## Performance and Risk

	6m	1y	3y
Perf (%)	+25.24%	-	-
Perf (abs.)	+168.00	-	-
Beta	-	-	-
Volatility	30.82	-	-

## Futures and Options

Related Futures	-
Related Options	-












Information about previous performance does not guarantee future performance.  
Source: FactSet

## Price data

Ø price 5 days   Ø volume 5 days (pcs.)	869.7625 USD (0)
Ø price 30 days   Ø volume 30 days (pcs.)	921.5579 USD (0)
Ø price 100 days   Ø volume 100 days (pcs.)	842.8249 USD (0)
Ø price 250 days   Ø volume 250 days (pcs.)	- USD (-)
YTD High   date	976.4852 USD (2024/07/15)
YTD Low   date	612.3273 USD (2024/01/02)
52 Weeks High   date	- USD (-)
52 Weeks Low   date	- USD (-)

## Recent Research

on underlying	on sector	on market	
Date		Headline	Download
2024/07/24		Global Equity Ratings	
2024/07/24		Aktienempfehlungen Global	
2024/07/15		Aktienempfehlungen Global	
2024/07/12		Global Equity Ratings	
2024/06/21		Global Equity Ratings	