

# MERCK & CO. INC. FUTURE (MCCF) - EUX/202501

2024/08/21 18:45:17

Price  
**116.5136** USD

Difference  0.67% (0.77)

### General attributes

Symbol	MCCFF25
Exchange	Eurex
Currency	USD
Security type	Future
Underlying	MERCK & CO. INC.
Maturity	01-2025
Contract size	100

### Market data

Bid (Bid size)	- USD (-)
Ask (Ask size)	- USD (-)
Open	116.5136 USD
High	116.5136 USD
Low	116.5136 USD
Close (prev. day)	115.7432 USD
Underlying	MERCK & CO. INC.
Underlying price (date)	116.03 (24/08/21)
Settlement price (date)	116.51 (24/08/21)
Open Interest	0

### Performance and Risk

	6m	1y	3y
Perf (%)	-10.81%	-	-
Perf (abs.)	-14.13	-	-
Beta	-	-	-
Volatility	21.70	-	-

### Futures and Options

Related Futures	-
Related Options	-

5y












Information about previous performance does not guarantee future performance.  
Source: FactSet

### Price data

Ø price 5 days   Ø volume 5 days (pcs.)	115.0576 USD (0)
Ø price 30 days   Ø volume 30 days (pcs.)	120.6929 USD (0)
Ø price 100 days   Ø volume 100 days (pcs.)	128.0155 USD (0)
Ø price 250 days   Ø volume 250 days (pcs.)	- USD (-)
YTD High   date	135.8663 USD (2024/06/25)
YTD Low   date	112.3300 USD (2024/08/07)
52 Weeks High   date	- USD (-)
52 Weeks Low   date	- USD (-)

### Recent Research

on underlying	on sector	on market	
Date		Headline	Download
2024/08/12		Global Equity Ratings	
2024/08/12		Aktienempfehlungen Global	
2024/07/24		Global Equity Ratings	
2024/07/24		Aktienempfehlungen Global	
2024/07/15		Aktienempfehlungen Global	