

MERCK & CO. INC. FUTURE (MCCF) - EUX/202501

2024/07/17 18:45:58

Price
127.7397 USD

Difference  **-1.81% (-2.35)**

General attributes

Symbol	MCCFF25
Exchange	Eurex
Currency	USD
Security type	Future
Underlying	MERCK & CO. INC.
Maturity	01-2025
Contract size	100

Market data

Bid (Bid size)	- USD (-)
Ask (Ask size)	- USD (-)
Open	127.7397 USD
High	127.7397 USD
Low	127.7397 USD
Close (prev. day)	130.0891 USD
Underlying	MERCK & CO. INC.
Underlying price (date)	125.89 (24/07/17)
Settlement price (date)	127.74 (24/07/17)
Open Interest	0

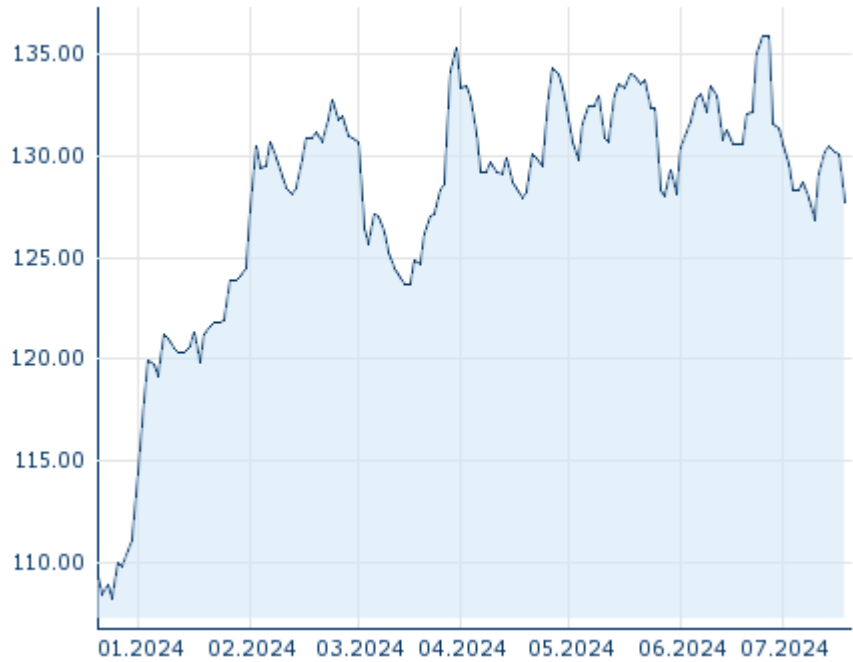
Performance and Risk

	6m	1y	3y
Perf (%)	+7.81%	-	-
Perf (abs.)	+9.42	-	-
Beta	-	-	-
Volatility	16.52	-	-

Futures and Options

Related Futures	-
Related Options	-

5y












Information about previous performance does not guarantee future performance.
Source: FactSet

Price data

Ø price 5 days Ø volume 5 days (pcs.)	130.0116 USD (0)
Ø price 30 days Ø volume 30 days (pcs.)	131.1136 USD (0)
Ø price 100 days Ø volume 100 days (pcs.)	130.3366 USD (0)
Ø price 250 days Ø volume 250 days (pcs.)	- USD (-)
YTD High date	135.8663 USD (2024/06/25)
YTD Low date	114.3267 USD (2024/01/02)
52 Weeks High date	- USD (-)
52 Weeks Low date	- USD (-)

Recent Research

on underlying	on sector	on market	
Date		Headline	Download
2024/07/15		Aktienempfehlungen Global	
2024/07/12		Global Equity Ratings	
2024/06/21		Global Equity Ratings	
2024/06/21		Aktienempfehlungen Global	
2024/06/14		Global Equity Ratings	