

## INTEL CORP. FUTURE (INTF) - EUX/202501

2024/07/26 18:35:27

Price  
**31.8155** USDDifference  -0.63% (-0.20)

## General attributes

Symbol	INTFF25
Exchange	Eurex
Currency	USD
Security type	Future
Underlying	INTEL CORP.
Maturity	01-2025
Contract size	100

## Market data

Bid (Bid size)	- USD (-)
Ask (Ask size)	- USD (-)
Open	31.8155 USD
High	31.8155 USD
Low	31.8155 USD
Close (prev. day)	32.0162 USD
Underlying	INTEL CORP.
Underlying price (date)	31.35 (24/07/26)
Settlement price (date)	31.82 (24/07/26)
Open Interest	0

## Performance and Risk

	6m	1y	3y
Perf (%)	-30.65%	-	-
Perf (abs.)	-14.06	-	-
Beta	-	-	-
Volatility	33.16	-	-

## Futures and Options

Related Futures	-
Related Options	-

5y












Information about previous performance does not guarantee future performance.  
Source: FactSet

## Price data

Ø price 5 days   Ø volume 5 days (pcs.)	32.7633 USD (0)
Ø price 30 days   Ø volume 30 days (pcs.)	32.9564 USD (0)
Ø price 100 days   Ø volume 100 days (pcs.)	35.5380 USD (0)
Ø price 250 days   Ø volume 250 days (pcs.)	- USD (-)
YTD High   date	52.0239 USD (2024/01/25)
YTD Low   date	30.7607 USD (2024/05/08)
52 Weeks High   date	- USD (-)
52 Weeks Low   date	- USD (-)

## Recent Research

on underlying	on sector	on market	
Date		Headline	Download
2024/07/24		Global Equity Ratings	
2024/07/24		Aktienempfehlungen Global	
2024/07/15		Aktienempfehlungen Global	
2024/07/12		Global Equity Ratings	
2024/06/21		Global Equity Ratings	