

INTEL CORP. FUTURE (INTF) - EUX/202501

2024/05/17 19:05:02

Price
32.7273 USDDifference  0.26% (0.08)

General attributes

Symbol	INTFF25
Exchange	Eurex
Currency	USD
Security type	Future
Underlying	INTEL CORP.
Maturity	01-2025
Contract size	100

Market data

Bid (Bid size)	- USD (-)
Ask (Ask size)	- USD (-)
Open	32.7273 USD
High	32.7273 USD
Low	32.7273 USD
Close (prev. day)	32.6425 USD
Underlying	INTEL CORP.
Underlying price (date)	31.85 (24/05/17)
Settlement price (date)	32.73 (24/05/17)
Open Interest	0

Performance and Risk

	6m	1y	3y
Perf (%)	-	-	-
Perf (abs.)	-	-	-
Beta	-	-	-
Volatility	-	-	-

Futures and Options

Related Futures	-
Related Options	-












Information about previous performance does not guarantee future performance.
Source: FactSet

Price data

Ø price 5 days Ø volume 5 days (pcs.)	32.1650 USD (0)
Ø price 30 days Ø volume 30 days (pcs.)	34.3869 USD (0)
Ø price 100 days Ø volume 100 days (pcs.)	42.8770 USD (0)
Ø price 250 days Ø volume 250 days (pcs.)	- USD (-)
YTD High date	52.0239 USD (2024/01/25)
YTD Low date	30.7607 USD (2024/05/08)
52 Weeks High date	- USD (-)
52 Weeks Low date	- USD (-)

Recent Research

on underlying on sector on market			
Date		Headline	Download
2024/04/26		Global Equity Ratings	
2024/04/26		Aktienempfehlungen Global	
2024/04/03		Global Equity Ratings	
2024/04/03		Aktienempfehlungen Global	
2024/03/13		Global Equity Ratings	