

BRISTOL-MYERS SQUIBB CO. FUTURE (BMYF) - EUX/202501

2024/07/12 18:57:54

Price
40.5785 USDDifference  -1.23% (-0.50)

General attributes

Symbol	BMYFF25
Exchange	Eurex
Currency	USD
Security type	Future
Underlying	BRISTOL-MYERS SQUIBB CO.
Maturity	01-2025
Contract size	100

Market data

Bid (Bid size)	- USD (-)
Ask (Ask size)	- USD (-)
Open	40.5785 USD
High	40.5785 USD
Low	40.5785 USD
Close (prev. day)	41.0821 USD
Underlying	BRISTOL-MYERS SQUIBB CO.
Underlying price (date)	40.44 (24/07/12)
Settlement price (date)	40.58 (24/07/12)
Open Interest	0

Performance and Risk

	6m	1y	3y
Perf (%)	-19.41%	-	-
Perf (abs.)	-9.77	-	-
Beta	-	-	-
Volatility	24.80	-	-

Futures and Options

Related Futures	-
Related Options	-












Information about previous performance does not guarantee future performance.
Source: FactSet

Price data

Ø price 5 days Ø volume 5 days (pcs.)	40.4738 USD (0)
Ø price 30 days Ø volume 30 days (pcs.)	40.8395 USD (0)
Ø price 100 days Ø volume 100 days (pcs.)	46.0841 USD (0)
Ø price 250 days Ø volume 250 days (pcs.)	- USD (-)
YTD High date	54.2996 USD (2024/03/11)
YTD Low date	39.5527 USD (2024/07/05)
52 Weeks High date	- USD (-)
52 Weeks Low date	- USD (-)

Recent Research

	on underlying	on sector	on market	
Date	Headline		Download	
2024/07/12		Global Equity Ratings		
2024/07/12		Aktienempfehlungen Global		
2024/06/21		Global Equity Ratings		
2024/06/21		Aktienempfehlungen Global		
2024/06/14		Global Equity Ratings	