

GILEAD SCIENCES INC. FUTURE (GILF) - EUX/202501

2024/05/02 18:23:35

Price
65.5148 USD

Difference  **-0.23% (-0.15)**

General attributes

Symbol	GILFF25
Exchange	Eurex
Currency	USD
Security type	Future
Underlying	GILEAD SCIENCES INC.
Maturity	01-2025
Contract size	100

Market data

Bid (Bid size)	- USD (-)
Ask (Ask size)	- USD (-)
Open	65.5148 USD
High	65.5148 USD
Low	65.5148 USD
Close (prev. day)	65.6649 USD
Underlying	GILEAD SCIENCES INC.
Underlying price (date)	65.33 (24/05/02)
Settlement price (date)	65.51 (24/05/02)
Open Interest	0

Performance and Risk

	6m	1y	3y
Perf (%)	-	-	-
Perf (abs.)	-	-	-
Beta	-	-	-
Volatility	-	-	-

Futures and Options

Related Futures	-
Related Options	-












Information about previous performance does not guarantee future performance.
 Source: FactSet

Price data

Ø price 5 days Ø volume 5 days (pcs.)	66.0297 USD (0)
Ø price 30 days Ø volume 30 days (pcs.)	69.9041 USD (0)
Ø price 100 days Ø volume 100 days (pcs.)	- USD (-)
Ø price 250 days Ø volume 250 days (pcs.)	- USD (-)
YTD High date	88.3888 USD (2024/01/19)
YTD Low date	65.5148 USD (2024/05/02)
52 Weeks High date	- USD (-)
52 Weeks Low date	- USD (-)

Recent Research

on underlying on sector on market			
Date		Headline	Download
2024/04/26		Global Equity Ratings	
2024/04/26		Aktienempfehlungen Global	
2024/04/03		Global Equity Ratings	
2024/04/03		Aktienempfehlungen Global	
2024/03/13		Global Equity Ratings	