

# AT & T INC. FUTURE (TFFF) - EUX/202501

2024/10/18 19:07:35

**Price**  
**22.0317** USD  
 Difference  1.52% (0.33)

**General attributes**

Symbol	TFFFF25
Exchange	Eurex
Currency	USD
Security type	Future
Underlying	AT&T INC.
Maturity	01-2025
Contract size	100

**Market data**

Bid (Bid size)	- USD (-)
Ask (Ask size)	- USD (-)
Open	22.0317 USD
High	22.0317 USD
Low	22.0317 USD
Close (prev. day)	21.701 USD
Underlying	AT&T INC.
Underlying price (date)	21.85 (24/10/18)
Settlement price (date)	22.03 (24/10/18)
Open Interest	0

**Performance and Risk**

	6m	1y	3y
Perf (%)	+37.86%	-	-
Perf (abs.)	+6.05	-	-
Beta	-	-	-
Volatility	18.30	-	-

**Futures and Options**

Related Futures	-
Related Options	-

5y












Information about previous performance does not guarantee future performance.  
 Source: FactSet

**Price data**

Ø price 5 days   Ø volume 5 days (pcs.)	21.6450 USD (0)
Ø price 30 days   Ø volume 30 days (pcs.)	21.5169 USD (0)
Ø price 100 days   Ø volume 100 days (pcs.)	19.6348 USD (0)
Ø price 250 days   Ø volume 250 days (pcs.)	- USD (-)
YTD High   date	22.0317 USD (2024/10/18)
YTD Low   date	15.8713 USD (2024/04/16)
52 Weeks High   date	- USD (-)
52 Weeks Low   date	- USD (-)

**Recent Research**

on underlying	on sector	on market	
Date		Headline	Download
2024/09/27		Global Equity Ratings	
2024/09/27		Aktienempfehlungen Global	
2024/09/11		Global Equity Ratings	
2024/09/11		Aktienempfehlungen Global	
2024/09/05		Global Equity Ratings	