

BASF SE FUTURE (BASG) - EUX/202501

2024/09/16 18:46:36

Price
44.1105 EUR

Difference  -0.13% (-0.06)

General attributes

Symbol	BASGF25
Exchange	Eurex
Currency	EUR
Security type	Future
Underlying	BASF SE
Maturity	01-2025
Contract size	100

Market data

Bid (Bid size)	- EUR (-)
Ask (Ask size)	- EUR (-)
Open	44.1105 EUR
High	44.1105 EUR
Low	44.1105 EUR
Close (prev. day)	44.1691 EUR
Underlying	BASF SE
Underlying price (date)	43.80 (24/09/17)
Settlement price (date)	44.11 (24/09/16)
Open Interest	0

Performance and Risk

	6m	1y	3y
Perf (%)	-8.48%	-	-
Perf (abs.)	-4.09	-	-
Beta	-	-	-
Volatility	21.04	-	-

Futures and Options

Related Futures	-
Related Options	-

5y












Information about previous performance does not guarantee future performance.
Source: FactSet

Price data

Ø price 5 days Ø volume 5 days (pcs.)	43.5870 EUR (0)
Ø price 30 days Ø volume 30 days (pcs.)	44.0575 EUR (0)
Ø price 100 days Ø volume 100 days (pcs.)	46.3484 EUR (0)
Ø price 250 days Ø volume 250 days (pcs.)	- EUR (-)
YTD High date	53.8373 EUR (2024/04/04)
YTD Low date	41.5603 EUR (2024/08/06)
52 Weeks High date	- EUR (-)
52 Weeks Low date	- EUR (-)

Recent Research

on underlying	on sector	on market	
Date		Headline	Download
2024/09/11		Global Equity Ratings	
2024/09/11		Aktienempfehlungen Global	
2024/09/05		Global Equity Ratings	
2024/09/05		Aktienempfehlungen Global	
2024/08/12		Global Equity Ratings	