


BASF SE FUTURE (BASG) - EUX/202501

2024/05/17 19:04:45

Price
50.1243 EUR

Difference  **-0.42% (-0.21)**

General attributes

| | |
|---------------|---------|
| Symbol | BASGF25 |
| Exchange | Eurex |
| Currency | EUR |
| Security type | Future |
| Underlying | BASF SE |
| Maturity | 01-2025 |
| Contract size | 100 |

Market data

| | |
|-------------------------|-------------------|
| Bid (Bid size) | - EUR (-) |
| Ask (Ask size) | - EUR (-) |
| Open | 50.1243 EUR |
| High | 50.1243 EUR |
| Low | 50.1243 EUR |
| Close (prev. day) | 50.3342 EUR |
| Underlying | BASF SE |
| Underlying price (date) | 48.875 (24/05/17) |
| Settlement price (date) | 50.12 (24/05/17) |
| Open Interest | 0 |

Performance and Risk

| | 6m | 1y | 3y |
|-------------|----|----|----|
| Perf (%) | - | - | - |
| Perf (abs.) | - | - | - |
| Beta | - | - | - |
| Volatility | - | - | - |

Futures and Options




| | |
|-----------------|---|
| Related Futures | - |
| Related Options | - |



Information about previous performance does not guarantee future performance.
 Source: FactSet

Price data

| | |
|--|--------------------------|
| | 50,4671 EUR (0) |
| | 50,5760 EUR (0) |
| | 47,5090 EUR (0) |
| | - EUR (-) |
| | 53,8373 EUR (04.04.2024) |
| | 41,5964 EUR (22.01.2024) |
| | - EUR (-) |
| | - EUR (-) |

| | | | |
|------------|---|---------------------------|---|
| 26.04.2024 |  | Global Equity Ratings |  |
| 26.04.2024 |  | Aktienempfehlungen Global |  |
| 03.04.2024 |  | Global Equity Ratings |  |
| 03.04.2024 |  | Aktienempfehlungen Global |  |
| 13.03.2024 |  | Global Equity Ratings |  |