

ADIDAS AG FUTURE (ADSG) - EUX/202501

2024/09/13 18:34:53

Price
221.3519 EUR

Difference  **-0.01% (-0.02)**

General attributes

Symbol	ADSGF25
Exchange	Eurex
Currency	EUR
Security type	Future
Underlying	ADIDAS AG
Maturity	01-2025
Contract size	100

Market data

Bid (Bid size)	- EUR (-)
Ask (Ask size)	- EUR (-)
Open	221.3519 EUR
High	221.3519 EUR
Low	221.3519 EUR
Close (prev. day)	221.3736 EUR
Underlying	ADIDAS AG
Underlying price (date)	218.50 (24/09/13)
Settlement price (date)	221.35 (24/09/13)
Open Interest	0

Performance and Risk

	6m	1y	3y
Perf (%)	+7.43%	-	-
Perf (abs.)	+15.31	-	-
Beta	-	-	-
Volatility	25.44	-	-

Futures and Options

Related Futures	-
Related Options	-

5y












Information about previous performance does not guarantee future performance.
Source: FactSet

Price data

Ø price 5 days Ø volume 5 days (pcs.)	217.4230 EUR (0)
Ø price 30 days Ø volume 30 days (pcs.)	222.3721 EUR (0)
Ø price 100 days Ø volume 100 days (pcs.)	228.4673 EUR (0)
Ø price 250 days Ø volume 250 days (pcs.)	- EUR (-)
YTD High date	240.9757 EUR (2024/07/30)
YTD Low date	170.2692 EUR (2024/01/19)
52 Weeks High date	- EUR (-)
52 Weeks Low date	- EUR (-)

Recent Research

on underlying	on sector	on market	
Date		Headline	Download
2024/09/11		Global Equity Ratings	
2024/09/11		Aktienempfehlungen Global	
2024/09/05		Global Equity Ratings	
2024/09/05		Aktienempfehlungen Global	
2024/08/12		Global Equity Ratings	