

# ADIDAS AG FUTURE (ADSG) - EUX/202501

2024/06/07 18:35:36

**Price**  
**236.7599** EUR  
 Difference  0.08% (0.18)

**General attributes**

Symbol	ADSGF25
Exchange	Eurex
Currency	EUR
Security type	Future
Underlying	ADIDAS AG
Maturity	01-2025
Contract size	100

**Market data**

Bid (Bid size)	- EUR (-)
Ask (Ask size)	- EUR (-)
Open	236.7599 EUR
High	236.7599 EUR
Low	236.7599 EUR
Close (prev. day)	236.576 EUR
Underlying	ADIDAS AG
Underlying price (date)	229.70 (24/06/10)
Settlement price (date)	236.76 (24/06/07)
Open Interest	0

**Performance and Risk**

	6m	1y	3y
Perf (%)	-	-	-
Perf (abs.)	-	-	-
Beta	-	-	-
Volatility	-	-	-

**Futures and Options**

Related Futures	-
Related Options	-

5y












Information about previous performance does not guarantee future performance.  
 Source: FactSet

**Price data**

Ø price 5 days   Ø volume 5 days (pcs.)	237.3353 EUR (0)
Ø price 30 days   Ø volume 30 days (pcs.)	232.9351 EUR (0)
Ø price 100 days   Ø volume 100 days (pcs.)	207.6203 EUR (0)
Ø price 250 days   Ø volume 250 days (pcs.)	- EUR (-)
YTD High   date	238.3934 EUR (2024/06/03)
YTD Low   date	170.2692 EUR (2024/01/19)
52 Weeks High   date	- EUR (-)
52 Weeks Low   date	- EUR (-)

**Recent Research**

on underlying	on sector	on market	
Date		Headline	Download
2024/05/29		Global Equity Ratings	
2024/05/29		Aktienempfehlungen Global	
2024/04/26		Global Equity Ratings	
2024/04/26		Aktienempfehlungen Global	
2024/04/03		Global Equity Ratings	