

ADIDAS AG FUTURE (ADSG) - EUX/202501

2024/04/30 18:38:58

Price
232.1587 EUR

Difference  **-2.56% (-6.09)**

General attributes

Symbol	ADSGF25
Exchange	Eurex
Currency	EUR
Security type	Future
Underlying	ADIDAS AG
Maturity	01-2025
Contract size	100

Market data

Bid (Bid size)	- EUR (-)
Ask (Ask size)	- EUR (-)
Open	232.1587 EUR
High	232.1587 EUR
Low	232.1587 EUR
Close (prev. day)	238.2519 EUR
Underlying	ADIDAS AG
Underlying price (date)	226.40 (24/04/30)
Settlement price (date)	232.16 (24/04/30)
Open Interest	0

Performance and Risk

	6m	1y	3y
Perf (%)	-	-	-
Perf (abs.)	-	-	-
Beta	-	-	-
Volatility	-	-	-

Futures and Options

Related Futures	-
Related Options	-












5y

Information about previous performance does not guarantee future performance.
Source: FactSet

Price data

Ø price 5 days Ø volume 5 days (pcs.)	235.0236 EUR (0)
Ø price 30 days Ø volume 30 days (pcs.)	215.2691 EUR (0)
Ø price 100 days Ø volume 100 days (pcs.)	- EUR (-)
Ø price 250 days Ø volume 250 days (pcs.)	- EUR (-)
YTD High date	238.2519 EUR (2024/04/29)
YTD Low date	170.2692 EUR (2024/01/19)
52 Weeks High date	- EUR (-)
52 Weeks Low date	- EUR (-)

Recent Research

on underlying	on sector	on market	
Date		Headline	Download
2024/04/26		Global Equity Ratings	
2024/04/26		Aktienempfehlungen Global	
2024/04/03		Global Equity Ratings	
2024/04/03		Aktienempfehlungen Global	
2024/03/13		Global Equity Ratings	