

MCDONALD'S CORP. FUTURE (MCDF) - EUX/202501

2024/08/21 18:45:17

Price
291.5263 USD

Difference  0.33% (0.96)

General attributes

Symbol	MCDF25
Exchange	Eurex
Currency	USD
Security type	Future
Underlying	MCDONALD'S CORPORATION COM
Maturity	01-2025
Contract size	100

Market data

Bid (Bid size)	- USD (-)
Ask (Ask size)	- USD (-)
Open	291.5263 USD
High	291.5263 USD
Low	291.5263 USD
Close (prev. day)	290.5617 USD
Underlying	MCDONALD'S CORPORATION COM
Underlying price (date)	289.71 (24/08/21)
Settlement price (date)	291.53 (24/08/21)
Open Interest	0

Performance and Risk

	6m	1y	3y
Perf (%)	-3.69%	-	-
Perf (abs.)	-11.17	-	-
Beta	-	-	-
Volatility	18.98	-	-

Futures and Options

Related Futures	-
Related Options	-












5y

Information about previous performance does not guarantee future performance.
Source: FactSet

Price data

Ø price 5 days Ø volume 5 days (pcs.)	286.0153 USD (0)
Ø price 30 days Ø volume 30 days (pcs.)	269.1250 USD (0)
Ø price 100 days Ø volume 100 days (pcs.)	268.2167 USD (0)
Ø price 250 days Ø volume 250 days (pcs.)	- USD (-)
YTD High date	309.7163 USD (2024/01/24)
YTD Low date	247.7779 USD (2024/07/09)
52 Weeks High date	- USD (-)
52 Weeks Low date	- USD (-)

Recent Research

on underlying	on sector	on market	
Date		Headline	Download
2024/08/12		Global Equity Ratings	
2024/08/12		Aktienempfehlungen Global	
2024/07/24		Global Equity Ratings	
2024/07/24		Aktienempfehlungen Global	
2024/07/15		Aktienempfehlungen Global	