

3M CO. FUTURE (MMMFF) - EUX/202501

2024/07/08 18:32:46

Price
102.2119 USD

Difference  **-0.27% (-0.28)**

General attributes

Symbol	MMMFF25
Exchange	Eurex
Currency	USD
Security type	Future
Underlying	3M COMPANY
Maturity	01-2025
Contract size	100

Market data

Bid (Bid size)	- USD (-)
Ask (Ask size)	- USD (-)
Open	102.2119 USD
High	102.2119 USD
Low	102.2119 USD
Close (prev. day)	102.4896 USD
Underlying	3M COMPANY
Underlying price (date)	101.13 (24/07/08)
Settlement price (date)	102.21 (24/07/08)
Open Interest	0



Information about previous performance does not guarantee future performance.
 Source: FactSet

Performance and Risk

	6m	1y	3y
Perf (%)	-5.33%	-	-
Perf (abs.)	-5.77	-	-
Beta	-	-	-
Volatility	35.61	-	-










Futures and Options

Related Futures	-
Related Options	-

Price data

Ø price 5 days Ø volume 5 days (pcs.)	102.6279 USD (0)
Ø price 30 days Ø volume 30 days (pcs.)	102.3916 USD (0)
Ø price 100 days Ø volume 100 days (pcs.)	98.0752 USD (0)
Ø price 250 days Ø volume 250 days (pcs.)	- USD (-)
YTD High date	109.8855 USD (2024/01/02)
YTD Low date	89.6377 USD (2024/04/16)
52 Weeks High date	- USD (-)
52 Weeks Low date	- USD (-)

Recent Research

on underlying	on sector	on market	
Date		Headline	Download
2023/06/06		Global Equity Ratings	
2023/06/06		Aktienempfehlungen Global	
2023/06/01		Aktienempfehlungen Global	
2023/06/01		Global Equity Ratings	
2023/05/24		Global Equity Ratings	