


# 3M CO. FUTURE (MMMFF) - EUX/202501

2024/05/08 18:35:07

**Price**  
**95.1249** USD

**Difference**  **-0.27% (-0.26)**

**General attributes**

Symbol	MMMFF25
Exchange	Eurex
Currency	USD
Security type	Future
Underlying	3M COMPANY
Maturity	01-2025
Contract size	100

**Market data**

Bid (Bid size)	- USD (-)
Ask (Ask size)	- USD (-)
Open	95.1249 USD
High	95.1249 USD
Low	95.1249 USD
Close (prev. day)	95.3832 USD
Underlying	3M COMPANY
Underlying price (date)	96.35 (24/05/08)
Settlement price (date)	95.12 (24/05/08)
Open Interest	0

**Performance and Risk**

	6m	1y	3y
Perf (%)	-	-	-
Perf (abs.)	-	-	-
Beta	-	-	-
Volatility	-	-	-

**Futures and Options**

Related Futures	-
Related Options	-











Information about previous performance does not guarantee future performance.  
 Source: FactSet

**Price data**

Ø price 5 days   Ø volume 5 days (pcs.)	95.8897 USD (0)
Ø price 30 days   Ø volume 30 days (pcs.)	93.8625 USD (0)
Ø price 100 days   Ø volume 100 days (pcs.)	- USD (-)
Ø price 250 days   Ø volume 250 days (pcs.)	- USD (-)
YTD High   date	109.8855 USD (2024/01/02)
YTD Low   date	89.6377 USD (2024/04/16)
52 Weeks High   date	- USD (-)
52 Weeks Low   date	- USD (-)

**Recent Research**

on underlying   on sector   on market			
Date		Headline	Download
2023/06/06		Global Equity Ratings	
2023/06/06		Aktienempfehlungen Global	
2023/06/01		Aktienempfehlungen Global	
2023/06/01		Global Equity Ratings	
2023/05/24		Global Equity Ratings	