

# WALMART INC. FUTURE (WMTF) - EUX/202501

2024/05/31 18:43:42

Price  
**66.2729** USD

Difference  -0.94% (-0.63)

### General attributes

Symbol	WMTFF25
Exchange	Eurex
Currency	USD
Security type	Future
Underlying	WALMART INC.
Maturity	01-2025
Contract size	100

### Market data

Bid (Bid size)	- USD (-)
Ask (Ask size)	- USD (-)
Open	66.2729 USD
High	66.2729 USD
Low	66.2729 USD
Close (prev. day)	66.9005 USD
Underlying	WALMART INC.
Underlying price (date)	65.76 (24/05/31)
Settlement price (date)	66.27 (24/05/31)
Open Interest	0

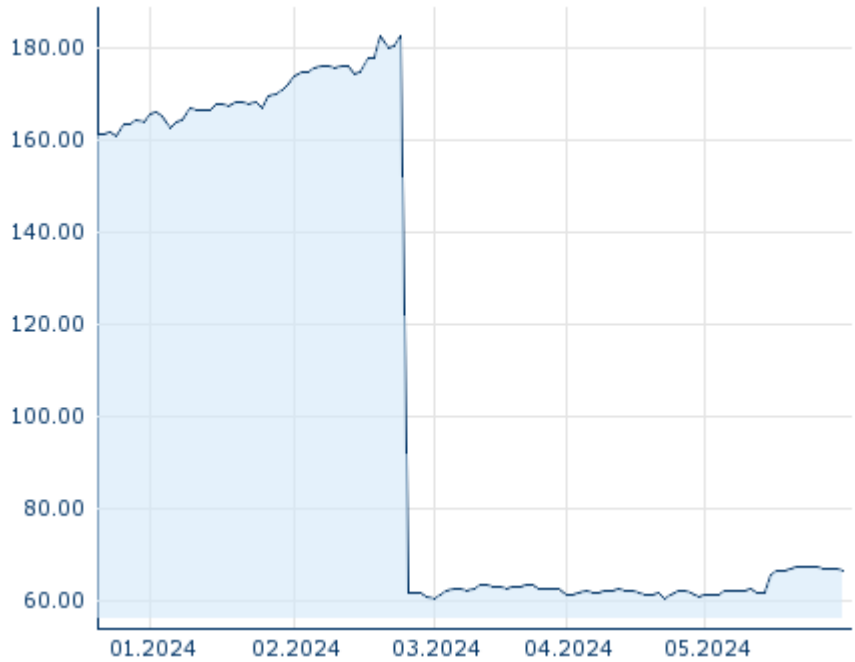
### Performance and Risk

	6m	1y	3y
Perf (%)	-	-	-
Perf (abs.)	-	-	-
Beta	-	-	-
Volatility	-	-	-

### Futures and Options

Related Futures	-
Related Options	-

5y












Information about previous performance does not guarantee future performance.  
Source: FactSet

### Price data

Ø price 5 days   Ø volume 5 days (pcs.)	66.9285 USD (0)
Ø price 30 days   Ø volume 30 days (pcs.)	63.6917 USD (0)
Ø price 100 days   Ø volume 100 days (pcs.)	99.1163 USD (0)
Ø price 250 days   Ø volume 250 days (pcs.)	- USD (-)
YTD High   date	182.5313 USD (2024/02/20)
YTD Low   date	60.4065 USD (2024/04/23)
52 Weeks High   date	- USD (-)
52 Weeks Low   date	- USD (-)

### Recent Research

	on underlying	on sector	on market	
Date	Headline		Download	
2024/05/29		Global Equity Ratings		
2024/05/29		Aktienempfehlungen Global		
2024/04/26		Global Equity Ratings		
2024/04/26		Aktienempfehlungen Global		
2024/04/03		Global Equity Ratings	