

# WALMART INC. FUTURE (WMTF) - EUX/202501

2024/04/30 18:40:11

**Price**  
**61.0225** USD  
 Difference  -1.40% (-0.87)

**General attributes**

Symbol	WMTFF25
Exchange	Eurex
Currency	USD
Security type	Future
Underlying	WALMART INC.
Maturity	01-2025
Contract size	100

**Market data**

Bid (Bid size)	- USD (-)
Ask (Ask size)	- USD (-)
Open	61.0225 USD
High	61.0225 USD
Low	61.0225 USD
Close (prev. day)	61.8886 USD
Underlying	WALMART INC.
Underlying price (date)	59.35 (24/04/30)
Settlement price (date)	61.02 (24/04/30)
Open Interest	0

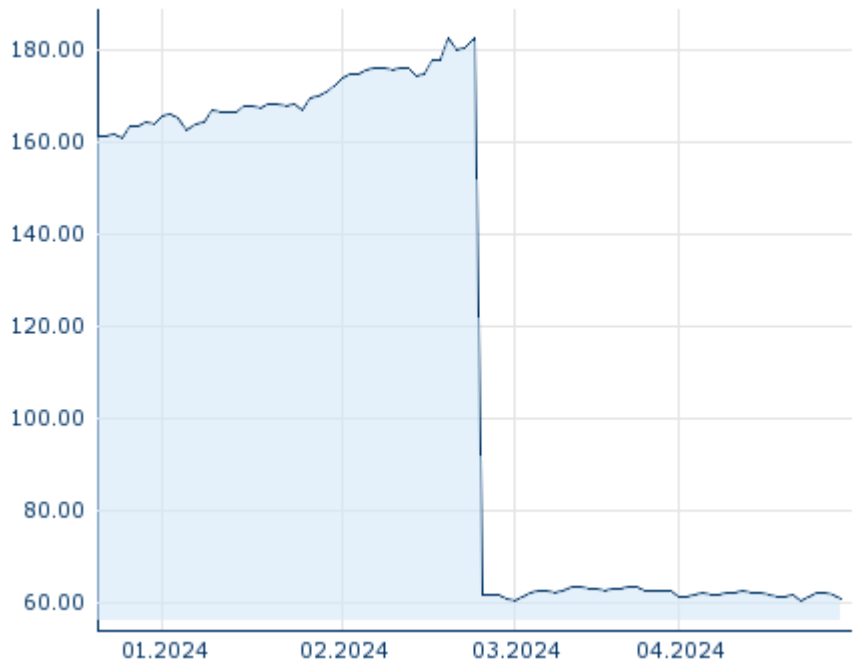
**Performance and Risk**

	6m	1y	3y
Perf (%)	-	-	-
Perf (abs.)	-	-	-
Beta	-	-	-
Volatility	-	-	-

**Futures and Options**

Related Futures	-
Related Options	-

5y












Information about previous performance does not guarantee future performance.  
 Source: FactSet

**Price data**

Ø price 5 days   Ø volume 5 days (pcs.)	61.6001 USD (0)
Ø price 30 days   Ø volume 30 days (pcs.)	62.0371 USD (0)
Ø price 100 days   Ø volume 100 days (pcs.)	- USD (-)
Ø price 250 days   Ø volume 250 days (pcs.)	- USD (-)
YTD High   date	182.5313 USD (2024/02/20)
YTD Low   date	60.4065 USD (2024/04/23)
52 Weeks High   date	- USD (-)
52 Weeks Low   date	- USD (-)

**Recent Research**

on underlying   on sector   on market			
Date		Headline	Download
2024/04/26		Global Equity Ratings	
2024/04/26		Aktienempfehlungen Global	
2024/04/03		Global Equity Ratings	
2024/04/03		Aktienempfehlungen Global	
2024/03/13		Global Equity Ratings	