

# DEUTSCHE POST AG FUTURE (DPWF) - EUX/202501

2024/04/30 18:39:10

Price  
**38.7996** EUR

Difference  0.95% (0.36)

### General attributes

|               |                  |
|---------------|------------------|
| Symbol        | DPWFF25          |
| Exchange      | Eurex            |
| Currency      | EUR              |
| Security type | Future           |
| Underlying    | DEUTSCHE POST AG |
| Maturity      | 01-2025          |
| Contract size | 100              |

### Market data

|                         |                  |
|-------------------------|------------------|
| Bid (Bid size)          | - EUR (-)        |
| Ask (Ask size)          | - EUR (-)        |
| Open                    | 38.7996 EUR      |
| High                    | 38.7996 EUR      |
| Low                     | 38.7996 EUR      |
| Close (prev. day)       | 38.4348 EUR      |
| Underlying              | DEUTSCHE POST AG |
| Underlying price (date) | 39.26 (24/04/30) |
| Settlement price (date) | 38.80 (24/04/30) |
| Open Interest           | 0                |

### Performance and Risk

|             | 6m | 1y | 3y |
|-------------|----|----|----|
| Perf (%)    | -  | -  | -  |
| Perf (abs.) | -  | -  | -  |
| Beta        | -  | -  | -  |
| Volatility  | -  | -  | -  |

### Futures and Options

|                 |   |
|-----------------|---|
| Related Futures | - |
| Related Options | - |













Information about previous performance does not guarantee future performance.  
Source: FactSet

### Price data

|   |                          |
|---|--------------------------|
| Ø price 5 days   Ø volume 5 days (pcs.)     | 38.2296 EUR (0)          |
| Ø price 30 days   Ø volume 30 days (pcs.)   | 38.7236 EUR (0)          |
| Ø price 100 days   Ø volume 100 days (pcs.) | - EUR (-)                |
| Ø price 250 days   Ø volume 250 days (pcs.) | - EUR (-)                |
| YTD High   date                             | 45.3932 EUR (2024/01/26) |
| YTD Low   date                              | 37.5322 EUR (2024/04/25) |
| 52 Weeks High   date                        | - EUR (-)                |
| 52 Weeks Low   date                         | - EUR (-)                |

### Recent Research

| on underlying | on sector   | on market                 |   |
|---------------|---|---------------------------|---|
| Date          |   | Headline                  | Download  |
| 2024/04/26    |  | Global Equity Ratings     |  |
| 2024/04/26    |  | Aktienempfehlungen Global |  |
| 2024/04/03    |  | Global Equity Ratings     |  |
| 2024/04/03    |  | Aktienempfehlungen Global |  |
| 2024/03/13    |  | Global Equity Ratings     |  |