

L'OREAL FUTURE (LORF) - EUX/202501

2024/07/12 18:58:48

Price
421.2076 EURDifference  1.74% (7.21)

General attributes

Symbol	LORFF25
Exchange	Eurex
Currency	EUR
Security type	Future
Underlying	L'OREAL S.A.
Maturity	01-2025
Contract size	100

Market data

Bid (Bid size)	- EUR (-)
Ask (Ask size)	- EUR (-)
Open	421.2076 EUR
High	421.2076 EUR
Low	421.2076 EUR
Close (prev. day)	414.0019 EUR
Underlying	L'OREAL S.A.
Underlying price (date)	412.60 (24/07/12)
Settlement price (date)	421.21 (24/07/12)
Open Interest	0

Performance and Risk

	6m	1y	3y
Perf (%)	-7.55%	-	-
Perf (abs.)	-34.39	-	-
Beta	-	-	-
Volatility	21.05	-	-

Futures and Options

Related Futures	-
Related Options	-












Information about previous performance does not guarantee future performance.
Source: FactSet

Price data

Ø price 5 days Ø volume 5 days (pcs.)	413.9418 EUR (0)
Ø price 30 days Ø volume 30 days (pcs.)	441.3606 EUR (0)
Ø price 100 days Ø volume 100 days (pcs.)	446.7563 EUR (0)
Ø price 250 days Ø volume 250 days (pcs.)	- EUR (-)
YTD High date	468.7508 EUR (2024/05/14)
YTD Low date	408.5214 EUR (2024/07/09)
52 Weeks High date	- EUR (-)
52 Weeks Low date	- EUR (-)

Recent Research

on underlying	on sector	on market	
Date		Headline	Download
2024/07/12		Global Equity Ratings	
2024/07/12		Aktienempfehlungen Global	
2024/06/21		Global Equity Ratings	
2024/06/21		Aktienempfehlungen Global	
2024/06/14		Global Equity Ratings	