

# L'OREAL FUTURE (LORF) - EUX/202501

2024/05/10 18:29:34

**Price**  
**465.384** EUR

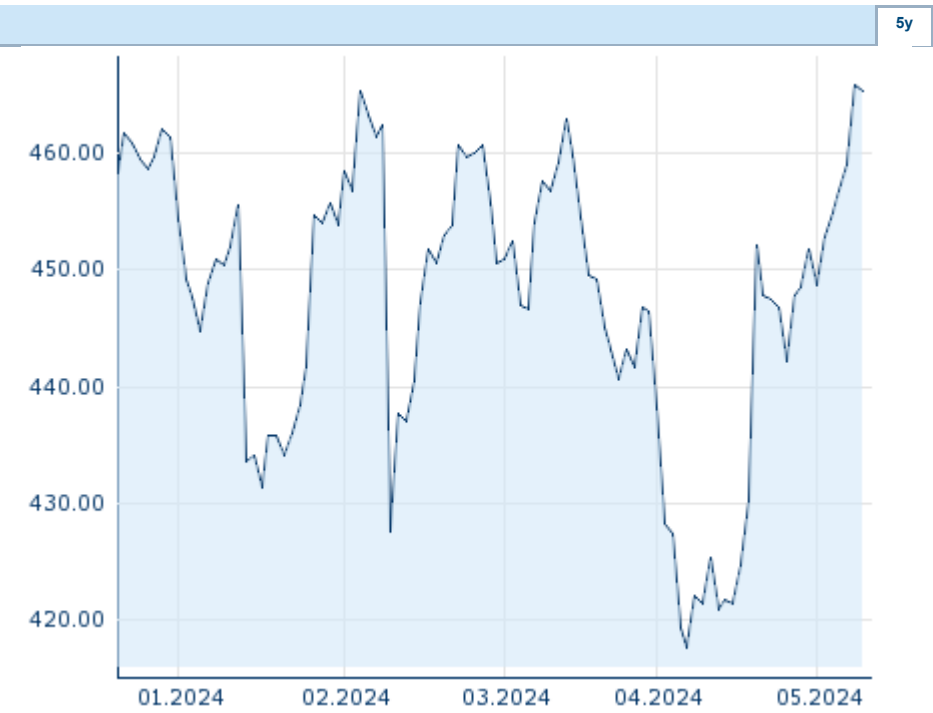
**Difference**  **-0.10% (-0.46)**

**General attributes**

|               |              |
|---------------|--------------|
| Symbol        | LORFF25      |
| Exchange      | Eurex        |
| Currency      | EUR          |
| Security type | Future       |
| Underlying    | L'OREAL S.A. |
| Maturity      | 01-2025      |
| Contract size | 100          |

**Market data**

|                         |                   |
|-------------------------|-------------------|
| Bid (Bid size)          | - EUR (-)         |
| Ask (Ask size)          | - EUR (-)         |
| Open                    | 465.384 EUR       |
| High                    | 465.384 EUR       |
| Low                     | 465.384 EUR       |
| Close (prev. day)       | 465.8406 EUR      |
| Underlying              | L'OREAL S.A.      |
| Underlying price (date) | 453.45 (24/05/10) |
| Settlement price (date) | 465.38 (24/05/10) |
| Open Interest           | 0                 |



Information about previous performance does not guarantee future performance.  
 Source: FactSet

**Performance and Risk**

|             | 6m | 1y | 3y |
|-------------|----|----|----|
| Perf (%)    | -  | -  | -  |
| Perf (abs.) | -  | -  | -  |
| Beta        | -  | -  | -  |
| Volatility  | -  | -  | -  |











**Futures and Options**

|                 |   |
|-----------------|---|
| Related Futures | - |
| Related Options | - |

**Price data**

|   |                          |
|---|--------------------------|
| Ø price 5 days   Ø volume 5 days (pcs.)     | 460.332 EUR (0)          |
| Ø price 30 days   Ø volume 30 days (pcs.)   | 439.987 EUR (0)          |
| Ø price 100 days   Ø volume 100 days (pcs.) | - EUR (-)                |
| Ø price 250 days   Ø volume 250 days (pcs.) | - EUR (-)                |
| YTD High   date                             | 465.841 EUR (2024/05/09) |
| YTD Low   date                              | 417.648 EUR (2024/04/08) |
| 52 Weeks High   date                        | - EUR (-)                |
| 52 Weeks Low   date                         | - EUR (-)                |

**Recent Research**

| on underlying   on sector   on market |   |                           |   |
|---------------------------------------|---|---------------------------|---|
| Date                                  |   | Headline                  | Download  |
| 2024/04/26                            |  | Global Equity Ratings     |  |
| 2024/04/26                            |  | Aktienempfehlungen Global |  |
| 2024/04/03                            |  | Global Equity Ratings     |  |
| 2024/04/03                            |  | Aktienempfehlungen Global |  |
| 2024/03/13                            |  | Global Equity Ratings     |  |