

## EDP - ENERGIAS DE PORTUGAL SA FUTURE (EDPF) - EUX/202501

2024/08/21 18:44:52

Price  
**3.7763** EURDifference  -0.17% (-0.01)

## General attributes

Symbol	EDPFF25
Exchange	Eurex
Currency	EUR
Security type	Future
Underlying	EDP-ENERGIAS DE PORTUGAL SA
Maturity	01-2025
Contract size	100

## Market data

Bid (Bid size)	- EUR (-)
Ask (Ask size)	- EUR (-)
Open	3.7763 EUR
High	3.7763 EUR
Low	3.7763 EUR
Close (prev. day)	3.7827 EUR
Underlying	EDP-ENERGIAS DE PORTUGAL SA
Underlying price (date)	3.706 (24/08/21)
Settlement price (date)	3.78 (24/08/21)
Open Interest	0

## Performance and Risk

	6m	1y	3y
Perf (%)	+1.91%	-	-
Perf (abs.)	+0.07	-	-
Beta	-	-	-
Volatility	25.67	-	-

## Futures and Options

Related Futures	-
Related Options	-












Information about previous performance does not guarantee future performance.  
Source: FactSet

## Price data

Ø price 5 days   Ø volume 5 days (pcs.)	3.7797 EUR (0)
Ø price 30 days   Ø volume 30 days (pcs.)	3.7782 EUR (0)
Ø price 100 days   Ø volume 100 days (pcs.)	3.7026 EUR (0)
Ø price 250 days   Ø volume 250 days (pcs.)	- EUR (-)
YTD High   date	4.5584 EUR (2024/01/09)
YTD Low   date	3.3730 EUR (2024/03/21)
52 Weeks High   date	- EUR (-)
52 Weeks Low   date	- EUR (-)

## Recent Research

on underlying   on sector   on market			
Date		Headline	Download
2022/12/19		Global Equity Ratings	
2022/12/19		Aktienempfehlungen Global	
2022/11/28		Global Equity Ratings	
2022/11/28		Aktienempfehlungen Global	
2022/11/18		Global Equity Ratings	